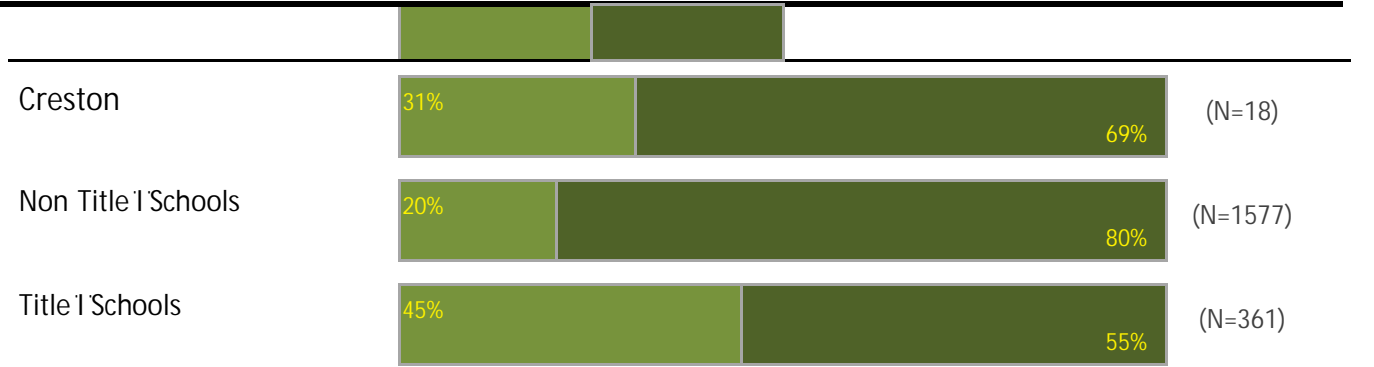
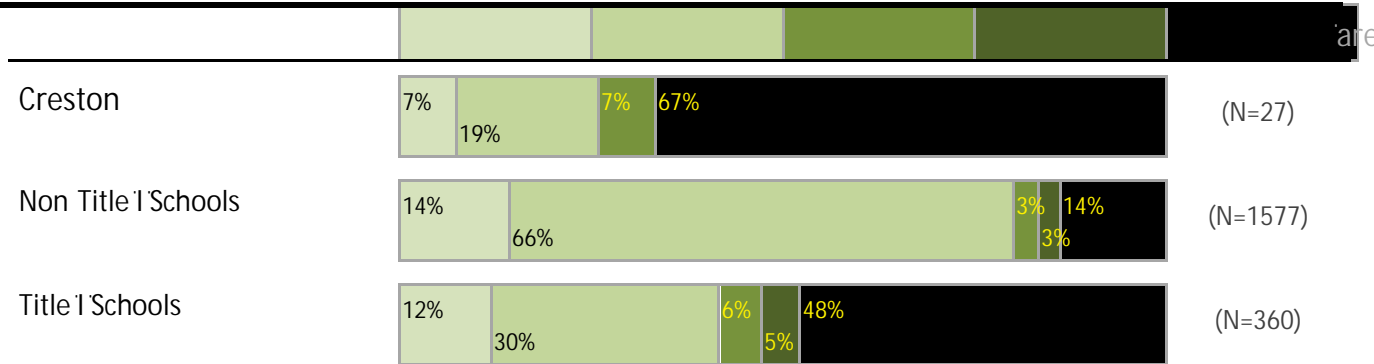


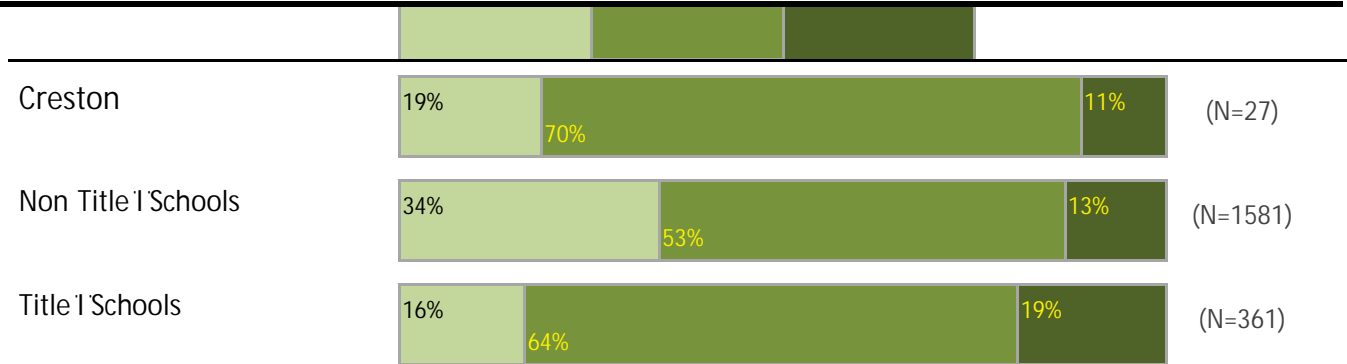
Did you eat breakfast this morning?



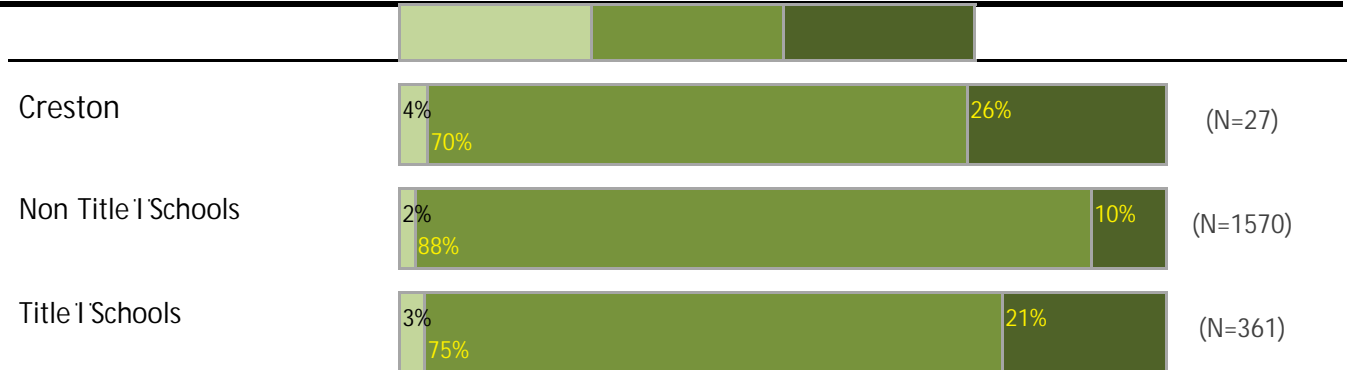
How many years have you been at this school?



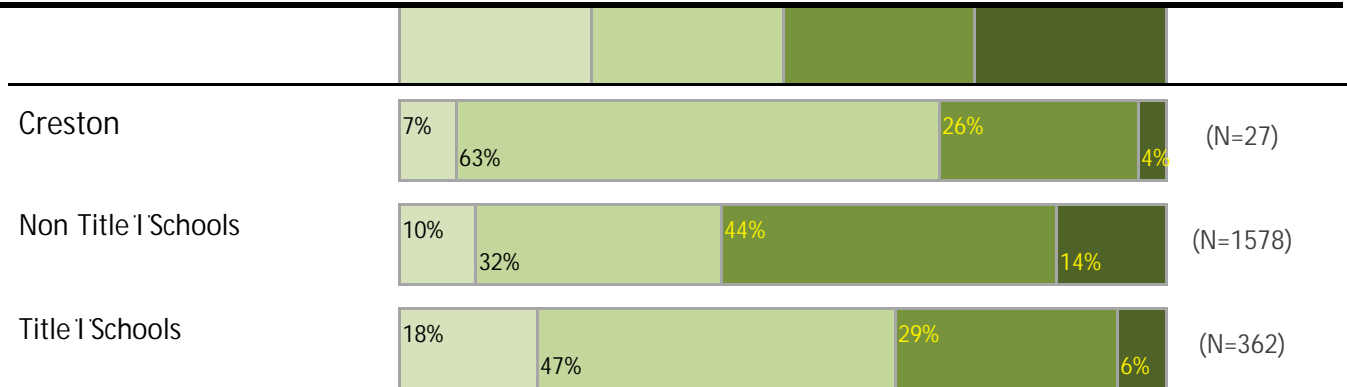
Do you attend school in the neighborhood where you live?




Do you plan to go to college or some other school after high school?



Are your school buildings clean and in good condition?






In the past 30 days, did you miss school for any of the following reasons?

Total Students: 27

(Because students could select more than one category, totals will exceed

Wanted to spend time with friends who don't go to your school.	0%
Wanted to use alcohol or drugs.	0%
Were behind in schoolwork or weren't prepared for a test or class assignment.	4%
Were bored with or uninterested in school.	4%
Were suspended.	4%
Other reason.	22%

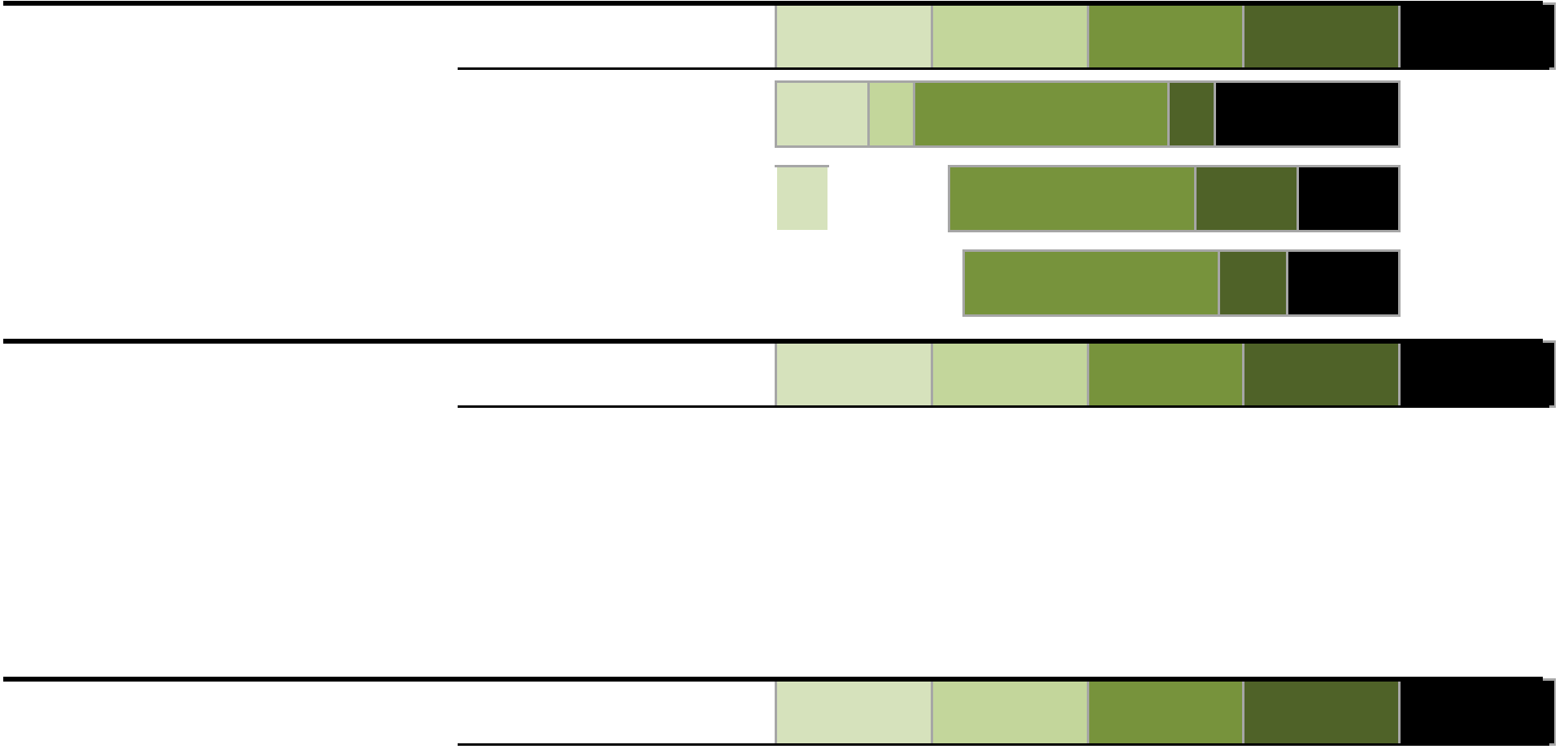






I am always trying to do better in my schoolwork.

Category	22%	56%	19%	4%	(N=27)
Title I Schools	2%	48%	39%	2%	(N=1567)
Title I Schools	2%	51%	36%	4%	(N=365)

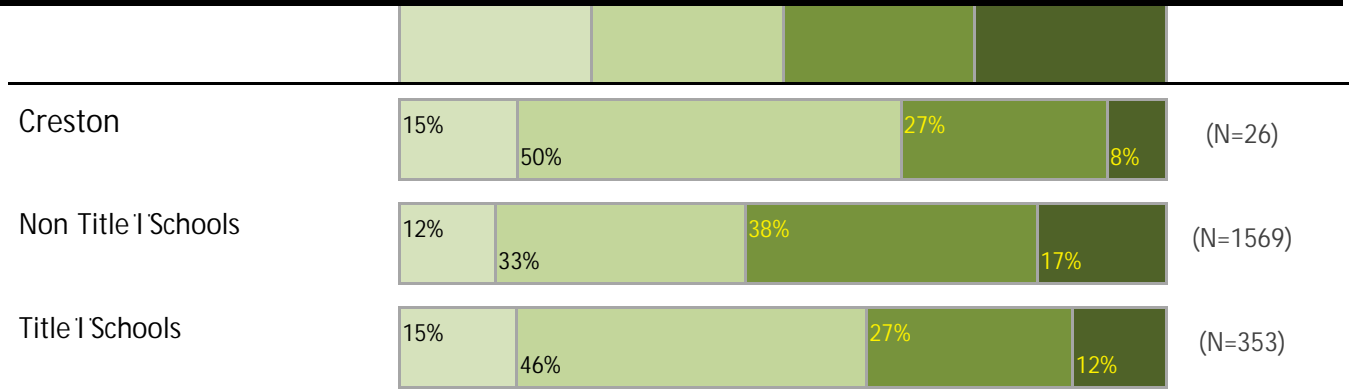




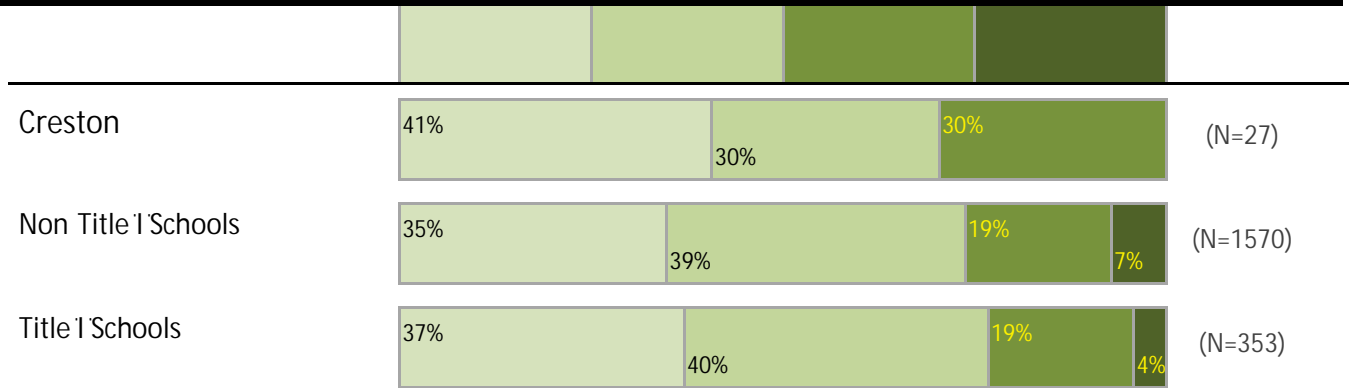




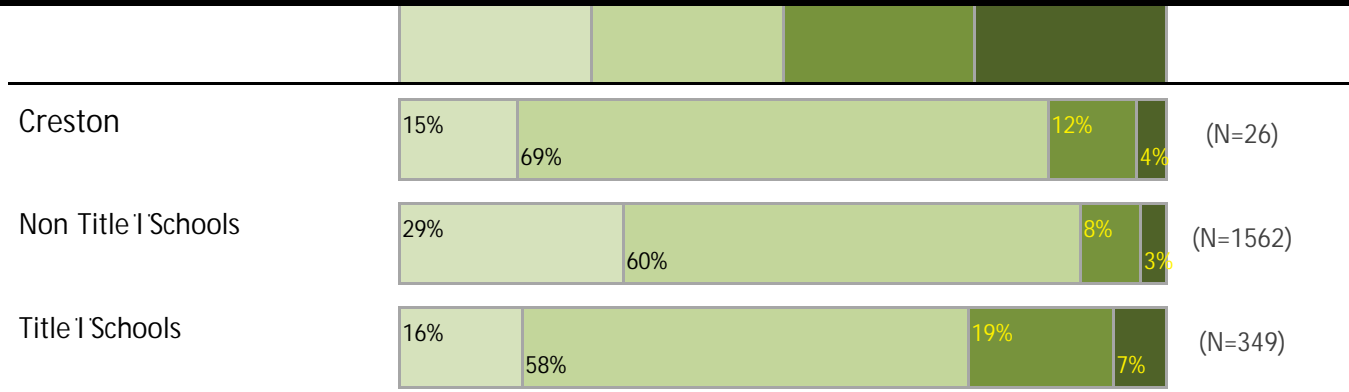
At school I do 'interesting' learning activities.



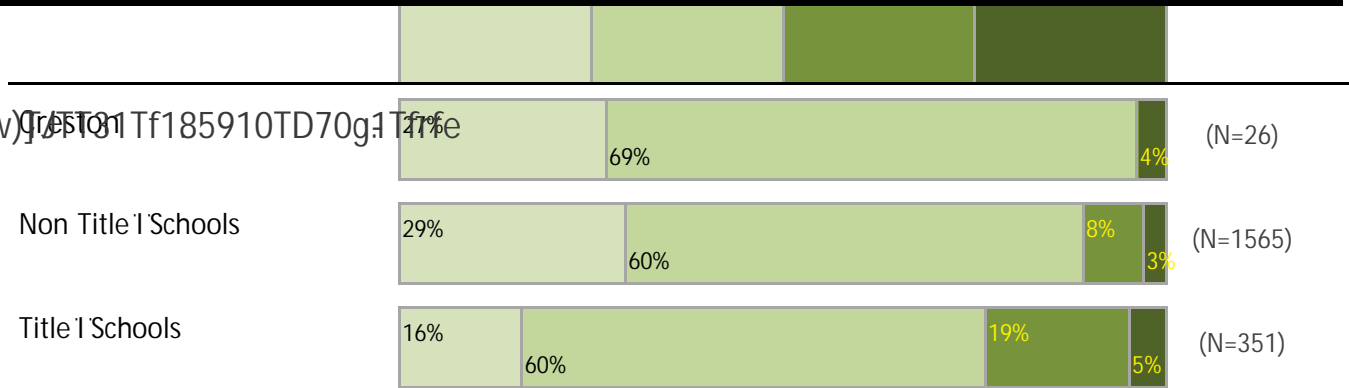
At school I help



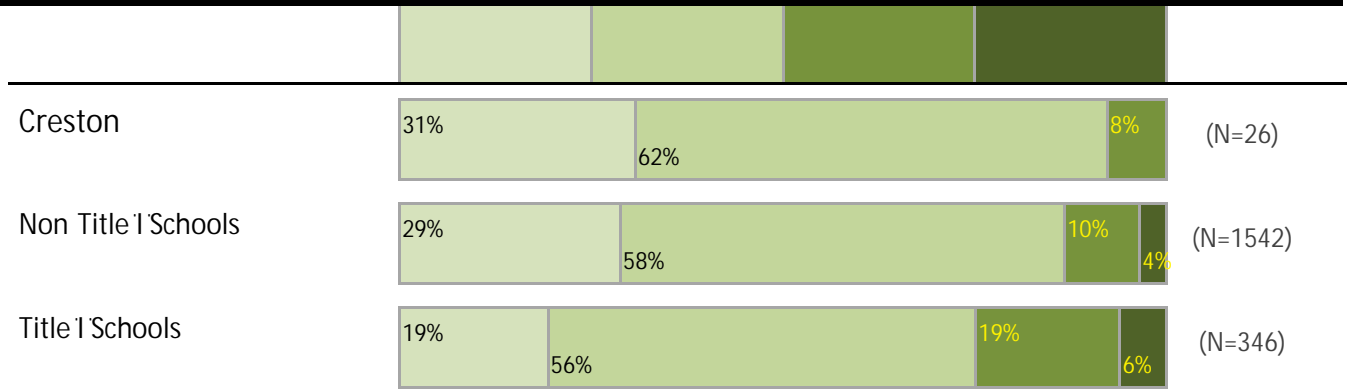
How safe do you feel when you are at school?



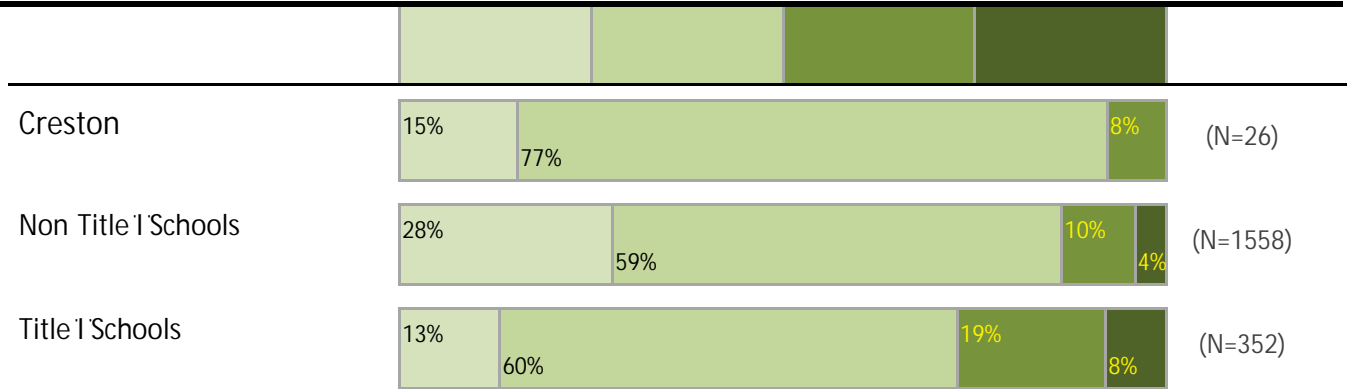
How safe do you feel when you are at school?



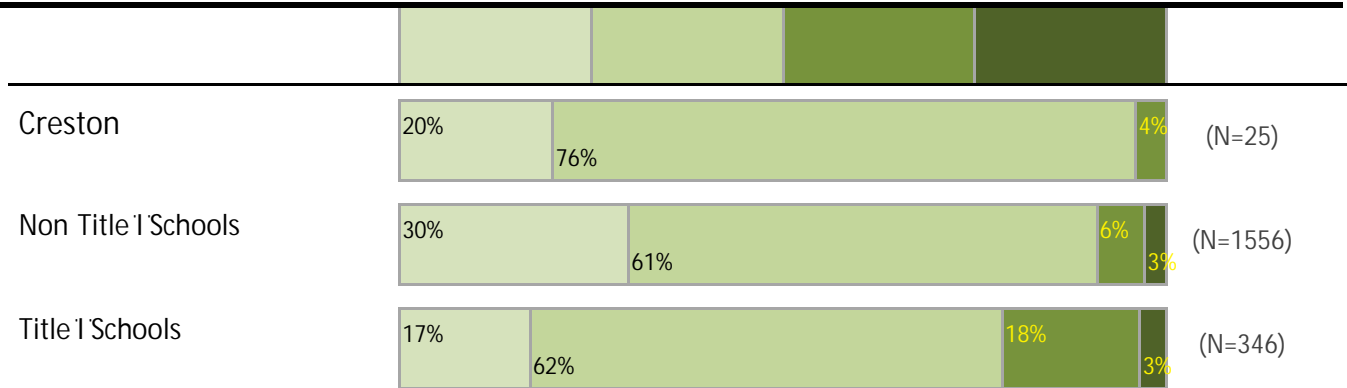
How safe do you feel in the locker rooms/gym?



How safe do you feel in the restrooms?




How safe do you feel in the courtyard/common areas?





During the past 12 months,
how many times on school

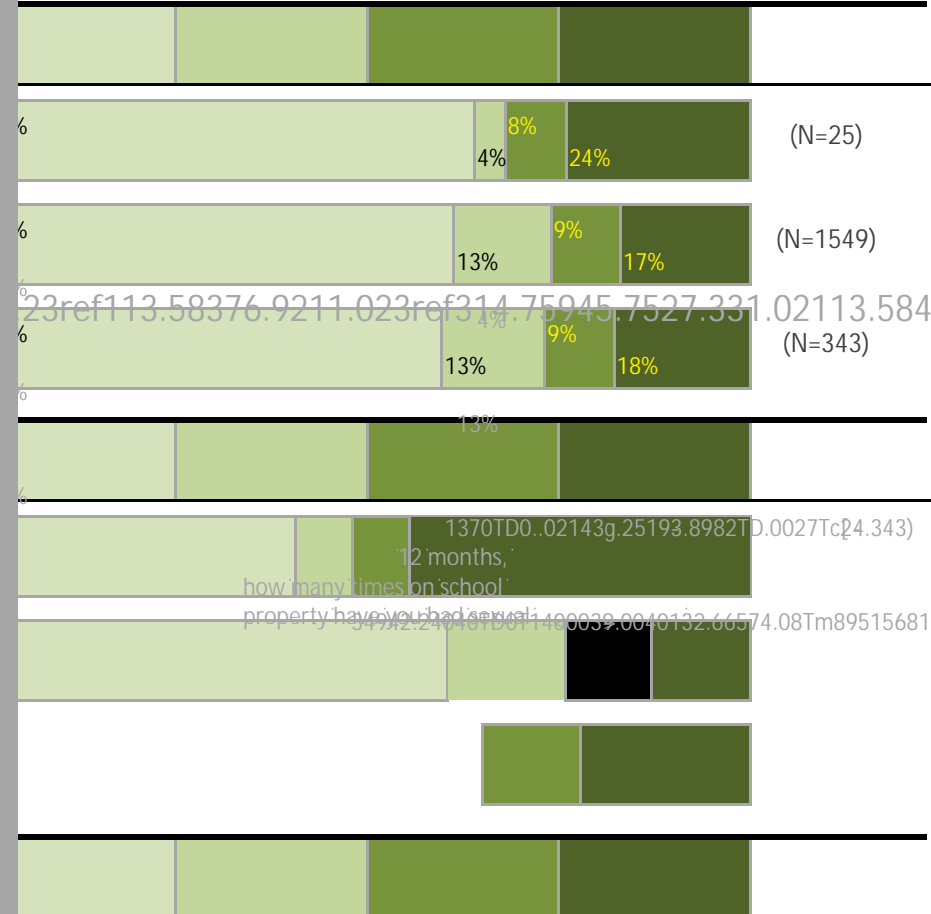


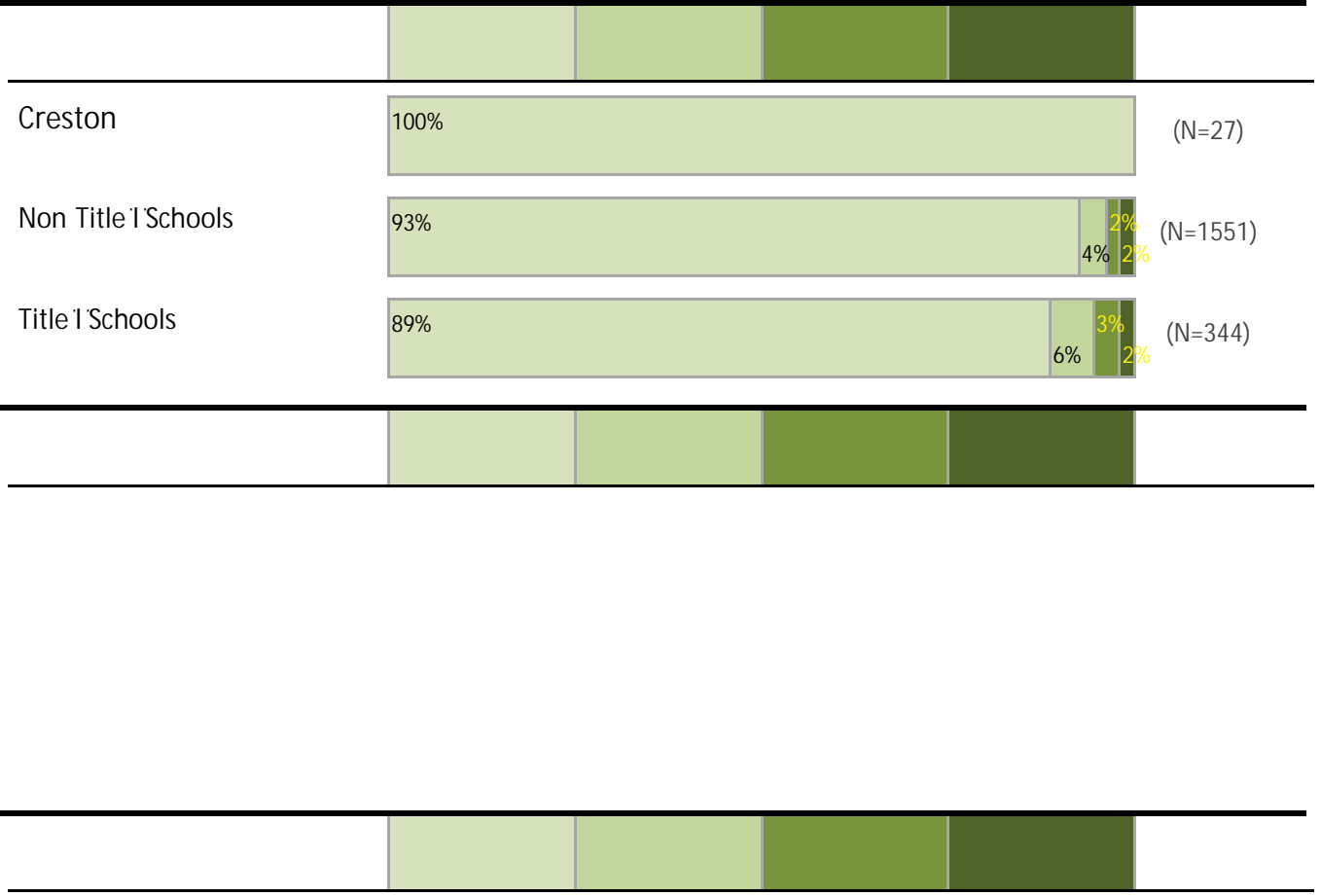
During the past 12 months, how many times on school property have you had sexual jokes, comments, or gestures made to you?

Creston


Non Title I Schools

Title I Schools

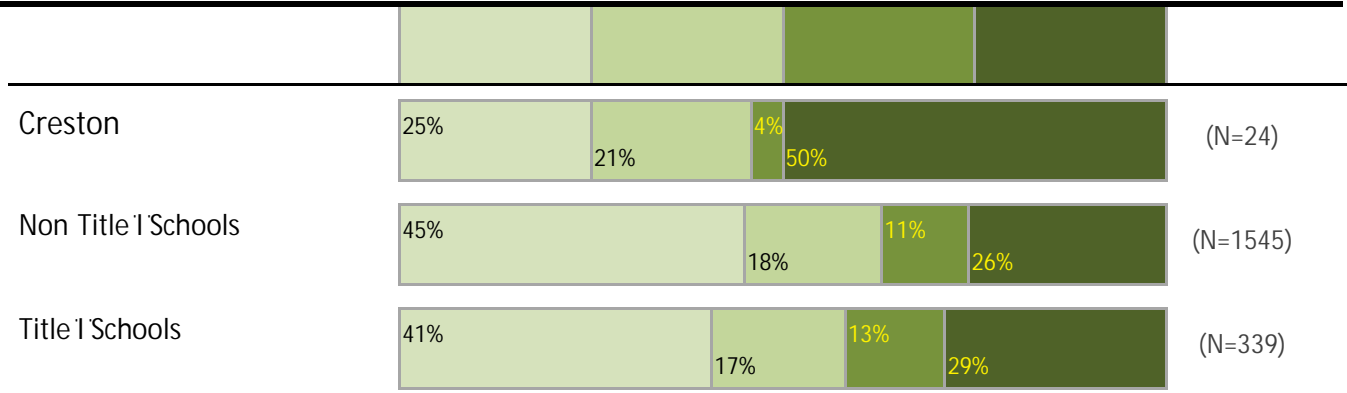





During the past 12 months, how many times on school property have you been threatened with harm or injury?



During the past 12 months, how many times on school property have you been made fun of, insulted, or called names?




During the past 12 months, how many times on school property were you harassed or bullied for your race, ethnicity, or national origin?

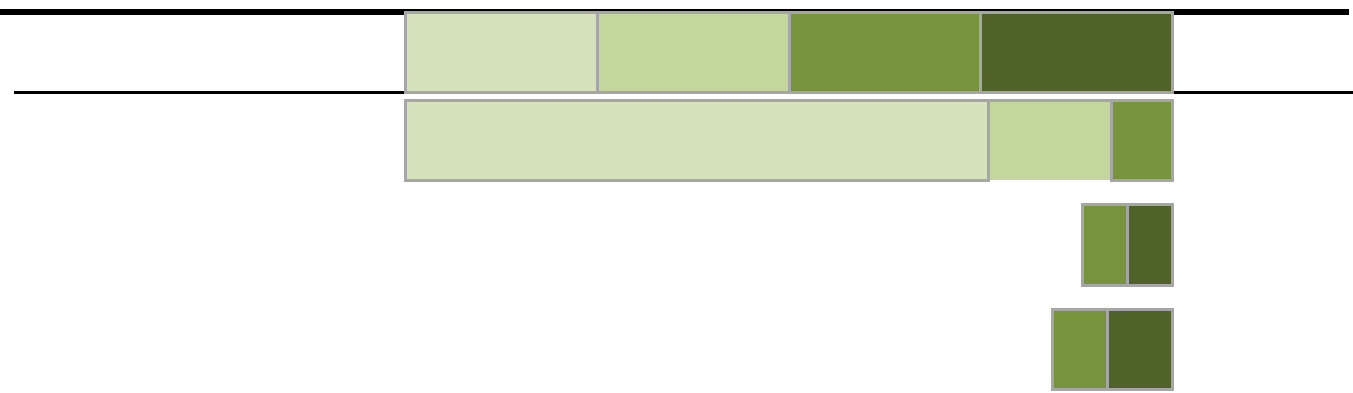






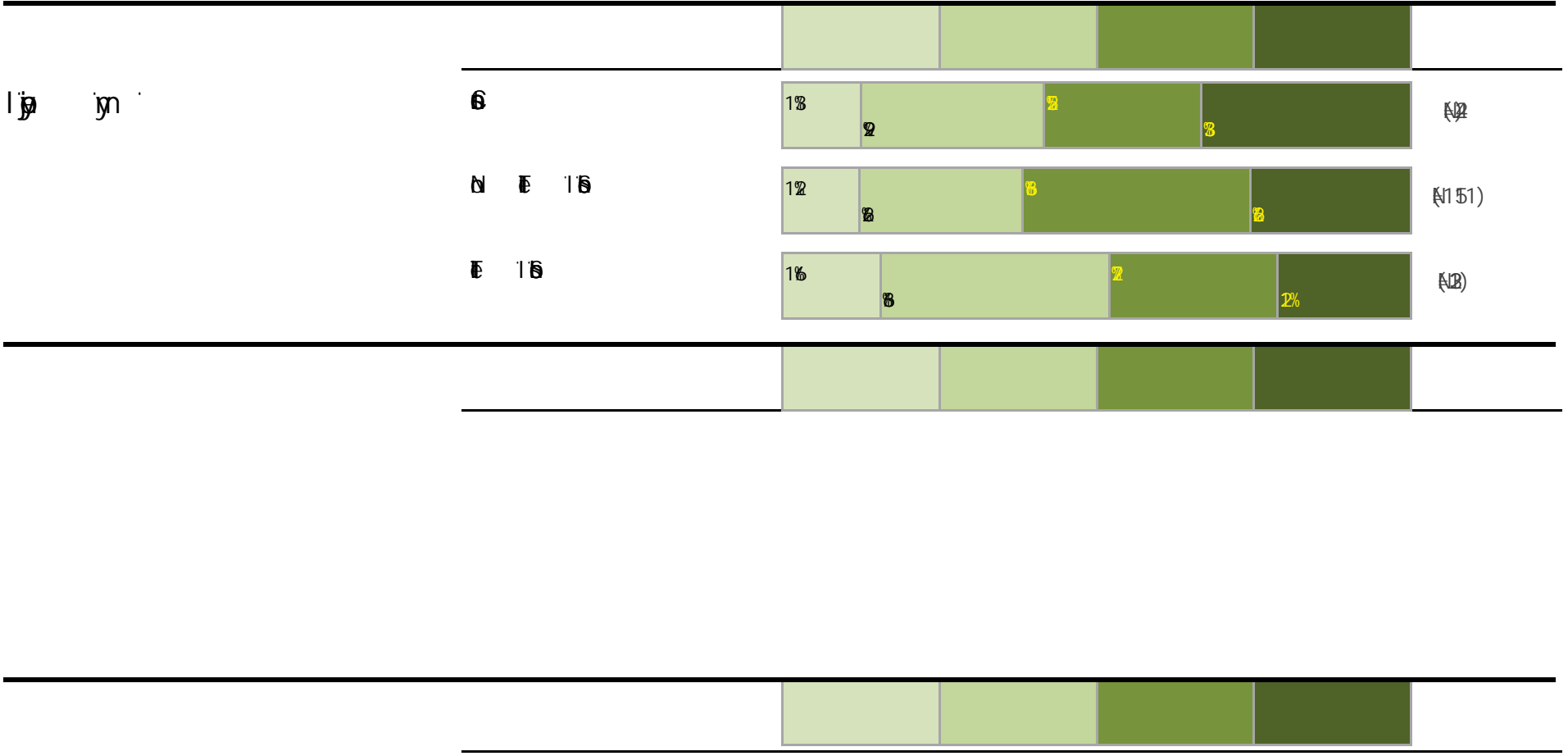
During the past 12 months, how many times on school property were you harassed or bullied for a physical or mental disability?



During the past 12 months, how many times on school property were you harassed or bullied for any other reason (like the amount of money your family has, or your clothes)?





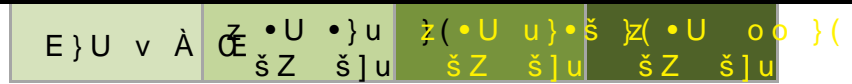


W}œš o v | W μ o] ^•Z}o• ^Z}o• ^μœÀ Ç

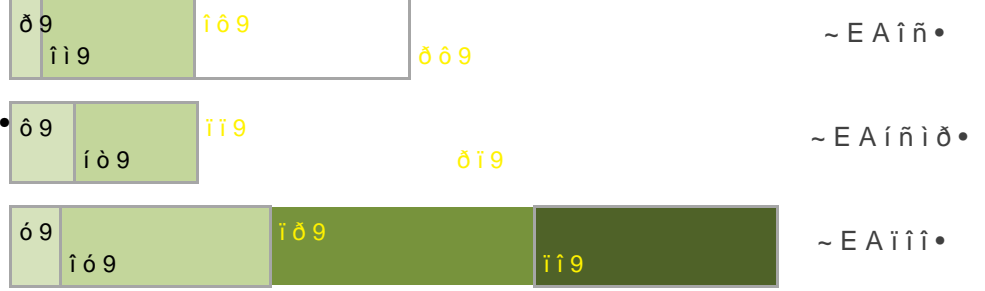
œ •š}v

z •U o o } (

šZ š]u šZ š]u



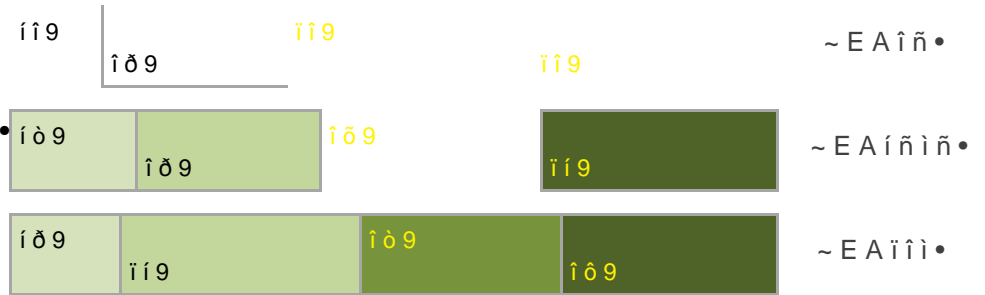
DÇ D šZ œ %}œš œ œ •š}v
 Pœ •lu œl]vP• œ (o š ÁZ š /
 u o œv]vPX



/ vi}Ç uÇ D šZ š]u]vœ oš}vX

E}vrd]šo / ^ Z}}o•

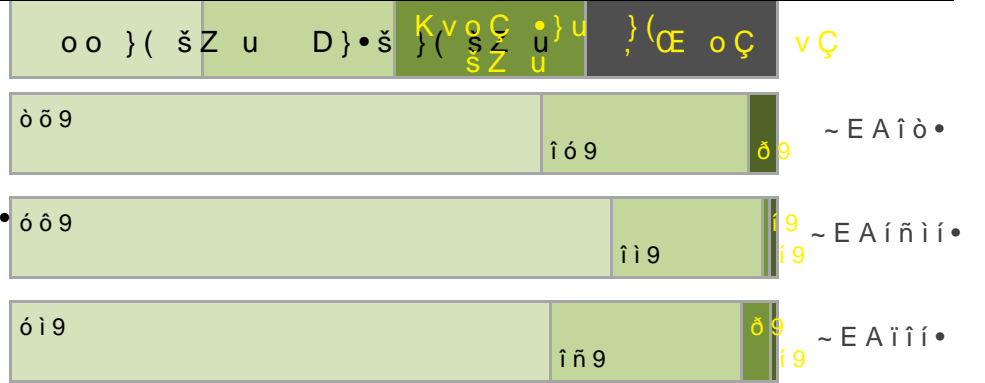
d]šo / ^ Z}}o•



,}Á u vÇ <μ •š}}v•]v šZ}•š}v
 •μœÀ Ç] Ç}μ v•Á œ
 Z}v •šoÇM

E}vrd]šo / ^ Z}}o•

d]šo / ^ Z}}o•



W}œš o v Wμ o] ^•Z}∞•^Z}o• ^μœÀ Ç
D] o 'œ • ^šμ v š Z •%o}v• • îîíòríó

œ • š }v

W P îó

/(Ç}μ œ]v v]uu œ•]}v %œ}P œ

E }

z •

/ }v-š |v}Á

W}œ š o v W
D] o 'œ

] ^•Z}μœ ^Z} }o• ^μœÀ Ç
^šμ vš Z •%o}v• • îîíòríó

œ •š}v

W P î ô

/• WW^ Ç}μœ Z}u]•šœ]•š}M

E}vrd]šœ / ^ Z}

d]šo / ^ Z}}o•



Portland Public Schools Successful Schools Survey
Middle Grades Student Response 2016-17

Creston

Below is a list of terms that people often use to describe their gender. How do you describe your gender? (Mark all that apply):

Total Students: 27

(Because students could select more than one category, totals may exceed 100%.)

Male	52%
Female	33%
Transgender	0%
Genderfluid/Non binary	4%
Another gender identity not listed	7%

Portland Public Schools Successful Schools Survey
Middle Grades Student Response 2016-17

Creston

Below is a list of terms that people often use to describe their sexuality or sexual orientation. How do you describe your sexuality or sexual orientation? (Mark all that apply)

Total Students: 27

(Because students could select more than one category, totals will exceed 100%.)

Heterosexual (straight)	48%
Gay	4%
Lesbian	4%
Bisexual/Pansexual	4%
Queer	4%
Not sure or Questioning	4%
Decline to respond	22%
Other	11%
Blank	26%

Portland Public Schools Successful Schools Survey
Middle Grades Student Response 2016/17

Creston

Page 31

What races/ethnicities do you consider yourself?

African American

African

Burundian

Eritrean

Ethiopian

Somali

Other African

Other Black

Caribbean Islands

Other Black

American Indian/Alaska Native

Alaska Native

Burns Paiute Tribe

Confederated Tribes of the Coos, Lower Umpqua
& Siuslaw Indians

Confederated Tribes of Warm

Portland Public Schools Successful Schools Survey
 Middle Grades Student Response 2016-17

Creston

What races/ethnicities do you consider yourself?

Total Students: 27

(Because students could select more than one category, totals will exceed 100%.)

Hispanic/Latino	4%
Caribbean Islands	4%
Central American Countries	0%
Indigenous Mexican, Central American or South American	0%
Mexican	15%
South American Countries	4%
Other Hispanic/Latino	0%
Middle Eastern/North African	0%
Pacific Islander	0%
Chuukese	0%
Guamanian or Chamorro	0%
Micronesian	0%
Native Hawaiian	4%
Samoan	0%
Tongan	0%
Other Pacific Islander	0%
White	22%
Romanian	0%
Russian	0%
Ukrainian	0%
European Countries	19%
Other White	26%
Blank	19%

> u Œ o Z u Œ • š

ò ð

t] v š Œ Z