

# Portland Public Schools Successful Schools Survey Elementary School Student Responses 2016 17

Duniway

Page 1





Portland Public Schools Successful Schools Survey  
Elementary School Student Responses 2016 17

Duniway



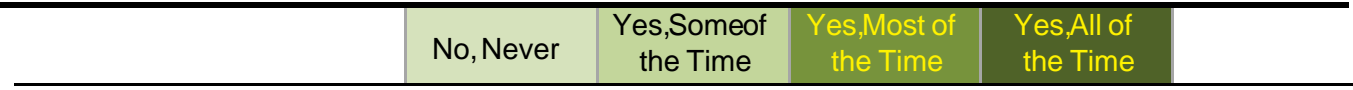
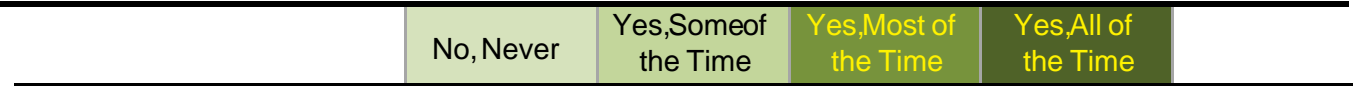
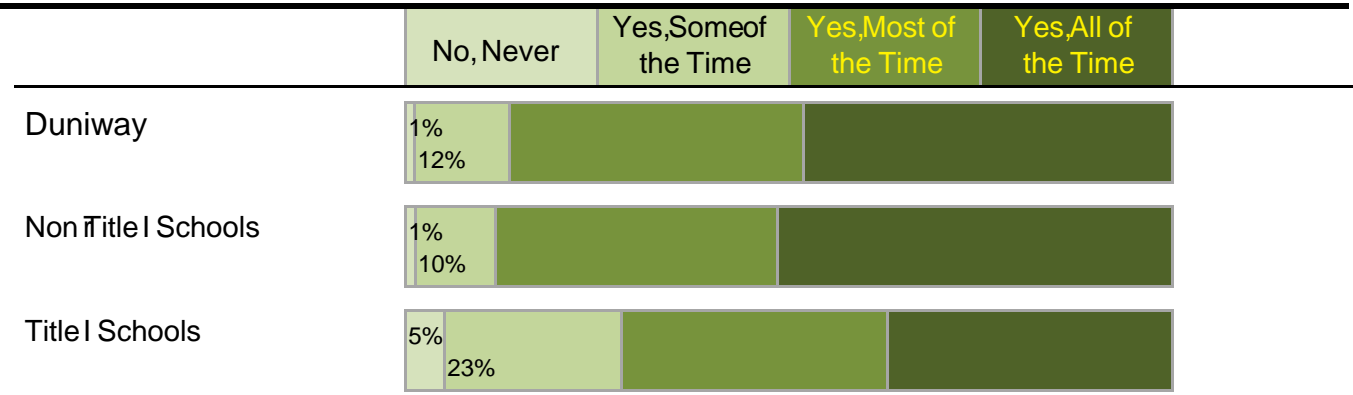
Portland Public Schools Successful Schools Survey  
Elementary School Student Response 2016-17

Duniway



Portland Public Schools Successful Schools Survey  
 Elementary School Student Response 2016-17

Duniway



Portland Public Schools Successful Schools Survey  
Elementary School Student Response 2016/17

Duniway

---

	No, Never	Yes, Some of the Time	Yes, Most of the Time	Yes, All of the Time
--	-----------	-----------------------	-----------------------	----------------------

---



---

	No, Never	Yes, Some of the Time	Yes, Most of the Time	Yes, All of the Time
--	-----------	-----------------------	-----------------------	----------------------

---

---

	No, Never	Yes, Some of the Time	Yes, Most of the Time	Yes, All of the Time
--	-----------	-----------------------	-----------------------	----------------------

---



Duniway

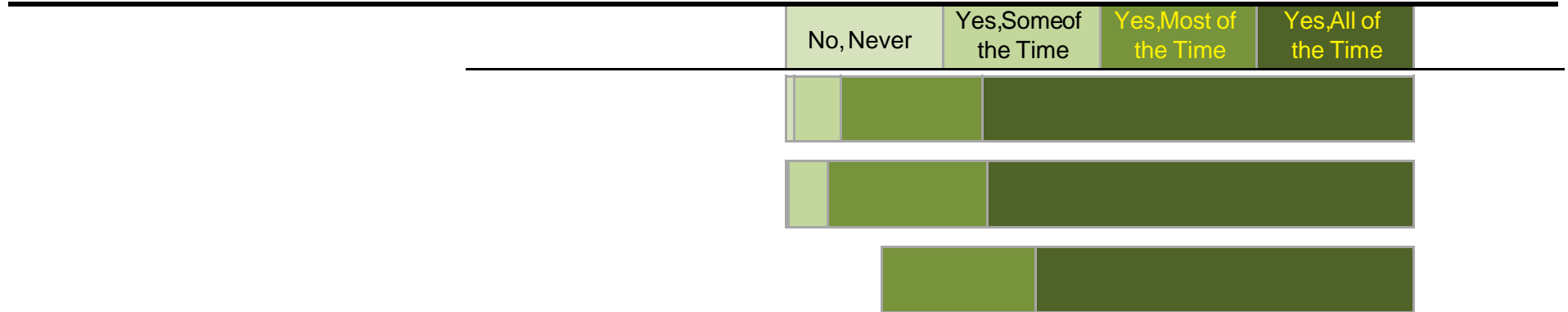

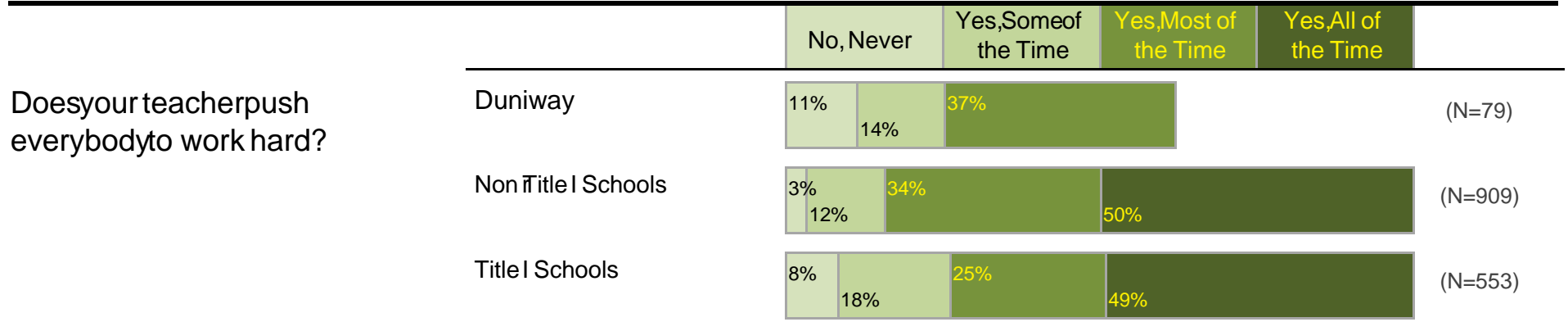
No, Never	Yes, Some of the Time	Yes, Most of the Time	Yes, All of the Time
-----------	-----------------------	-----------------------	----------------------

No, Never	Yes, Some of the Time	Yes, Most of the Time	Yes, All of the Time
-----------	-----------------------	-----------------------	----------------------



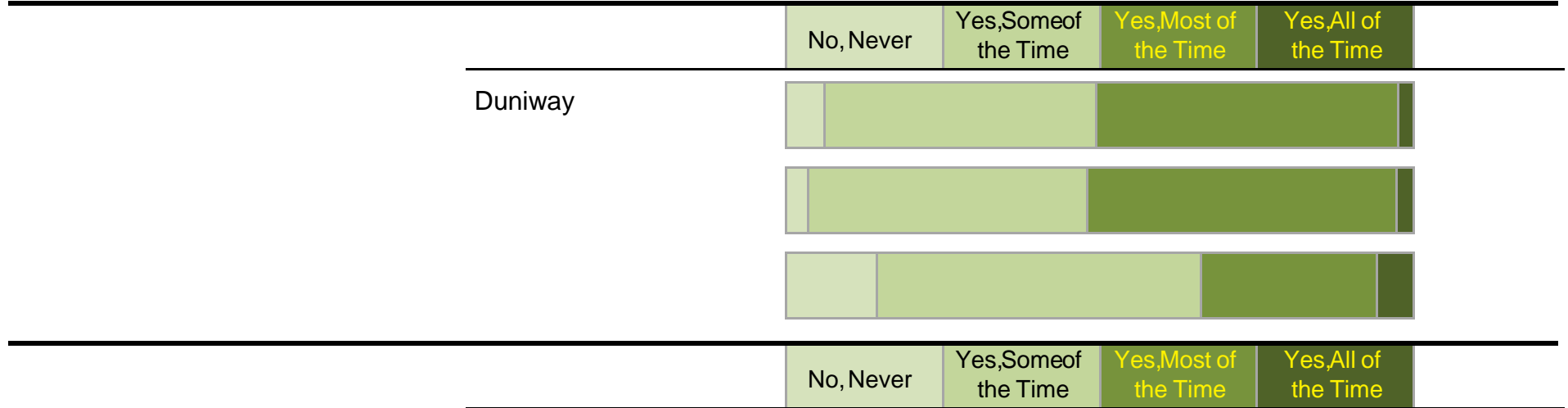
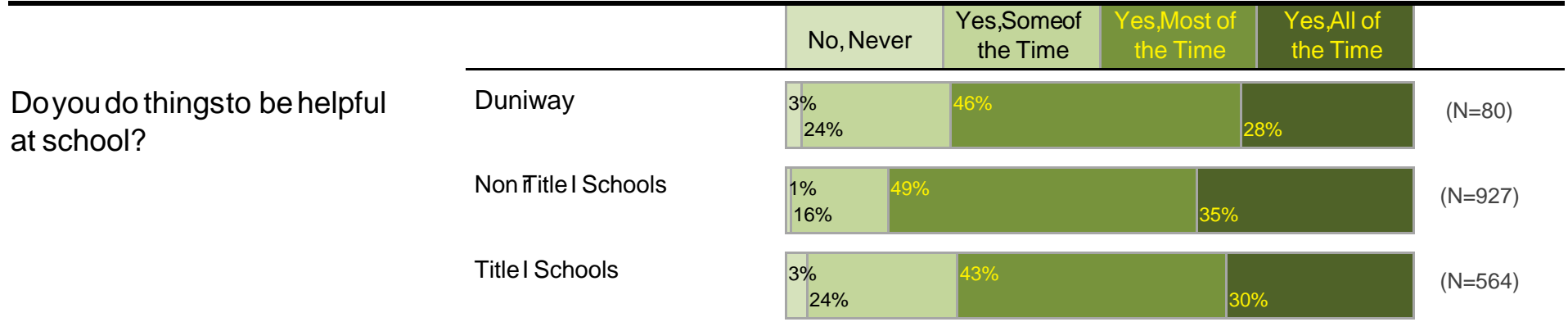
Portland Public Schools Successful Schools Survey  
 Elementary School Student Response 2016-17

Duniway



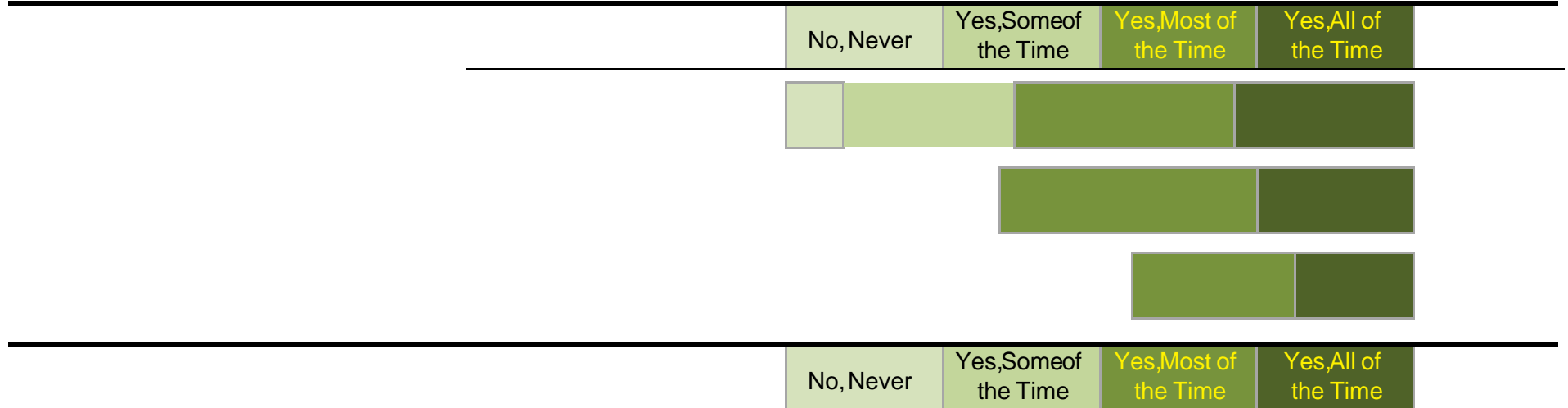

Portland Public Schools Successful Schools Survey  
 Elementary School Student Response 2016-17

Duniway





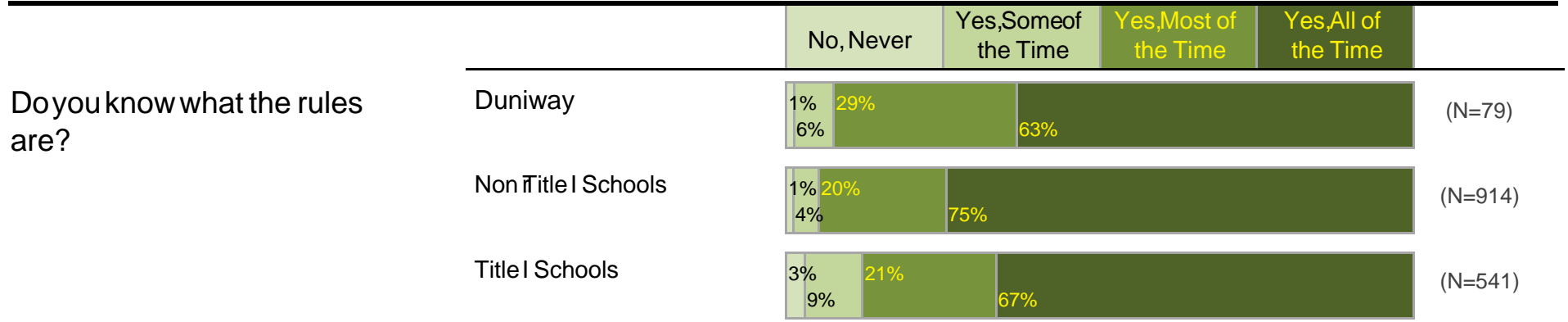
Portland Public Schools Successful Schools Survey  
 Elementary School Student Response 2016-17

Duniway



Portland Public Schools Successful Schools Survey  
 Elementary School Student Response 2016-17

Duniway



PortlandPublicSchools

Duniway

Portland Public Schools Successful Schools Survey  
Elementary School Student Response 2016-17

Yes, Some of  
the Time

Yes, Most

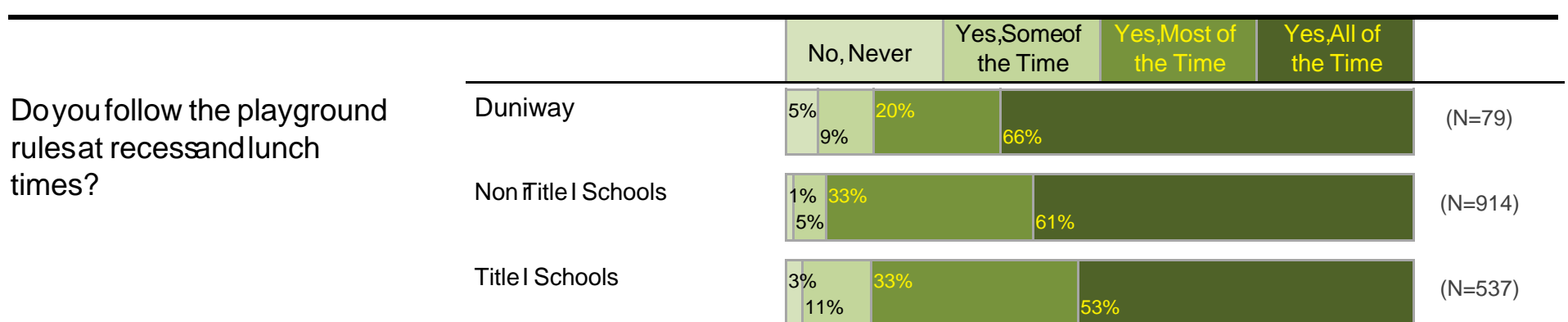
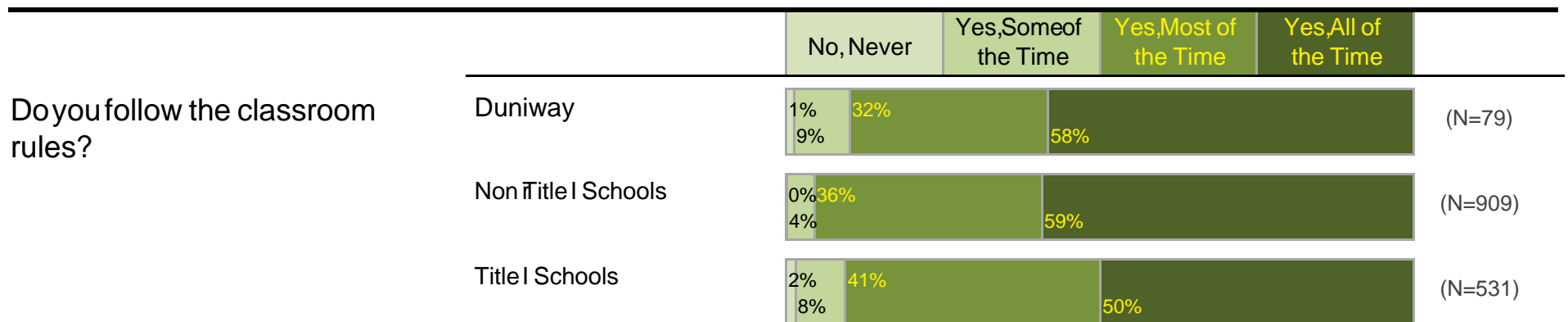
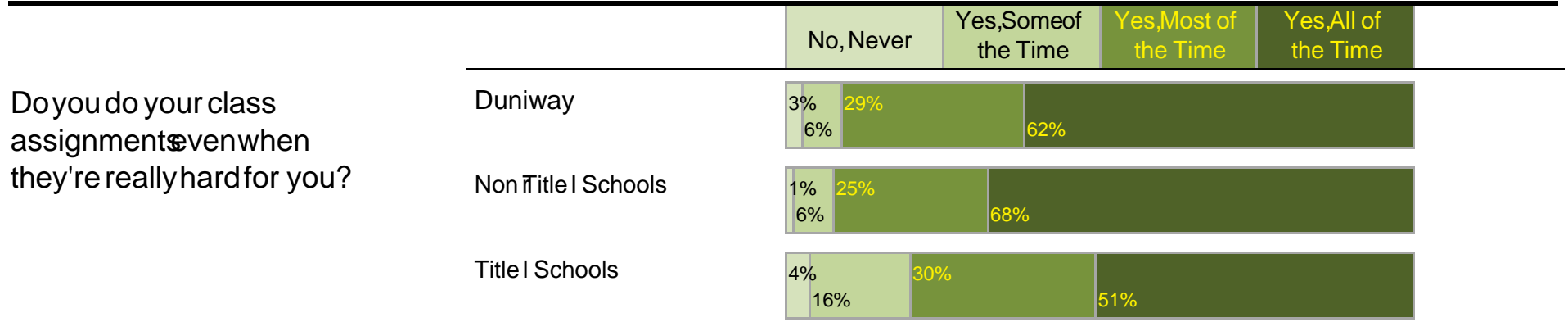


No, Never	Yes, Some of the Time	Yes, Most of the Time	Yes, All of the Time
-----------	--------------------------	--------------------------	-------------------------

No, Never	Yes, Some of the Time	Yes, Most of the Time	Yes, All of the Time
-----------	--------------------------	--------------------------	-------------------------

Portland Public Schools Successful Schools Survey  
Elementary School Student Response 2016-17

Duniway



Portland Public Schools Successful Schools Survey  
Elementary School Student Response 2016-17


Duniway

---

	No, Never	Yes, Some of the Time	Yes, Most of the Time	Yes, All of the Time	
--	-----------	-----------------------	-----------------------	----------------------	--

---

t





Portland Public Schools  
 Elementary School Student Response 2016/17

Duniway

	No, Never	Yes, Some of the Time	Yes, Most of the Time	Yes, All of the Time
--	-----------	-----------------------	-----------------------	----------------------



	No, Never	Yes, Some of the Time	Yes, Most of the Time	Yes, All of the Time
--	-----------	-----------------------	-----------------------	----------------------

Duniway

Have other kids at school teased you about your weight?

\_\_\_\_\_

\_\_\_\_\_

|

\_\_\_\_\_

\_\_\_\_\_

Portland Public Schools Successful Schools Survey  
Elementary School Student Response 2010

Duniway

Never	Yes, Some of the Time	Yes, Most of the Time	Yes, All of the Time
-------	-----------------------	-----------------------	----------------------





Portland Public Schools Successful Schools Survey  
Elementary School Student Response 2016-17

Duniway

No, Never	Yes, Some of the Time	Yes, Most of the Time	Yes,
-----------	-----------------------	-----------------------	------

Duniway

Portland Public Schools Successful Schools Survey  
Elementary School Student Response 2016/17



---

	No, Never	Yes, Some of the Time	Yes, Most of the Time	Yes, All of the Time	
--	-----------	-----------------------	-----------------------	----------------------	--

---

---

	No, Never	Yes, Some of the Time	Yes, Most of the Time	Yes, All of the Time	
--	-----------	-----------------------	-----------------------	----------------------	--

---

Portland

Duniway



Duniway

# Portland Public Schools Successful Schools Survey

Duniway



Portland Public Schools Successful Schools Survey  
Elementary School Student Response 2016/17

Duniway

If you are in an immersion program at this school please select your program (Mark all that apply):

Total Students: 81

(BcTca28739TD-06)03 0051 ecas6(n.2 0 TD 0 TcTT 1.9.58 1 Tf .227 0 TD -.0003 0051 )6170Becassr60a88(s)-6.2 0 TD 0 TcTT /TT /TT60a88(s)-6

Chinese Immersion .....	2%
Japanese Immersion	1%
Russian Immersion	2%
Spanish Immersion	2%
Vietnamese Immersion	0%
Other	9%

Portland Public Schools Successful Schools Survey  
Elementary School Student Response 2016-17

Duniway

Page 29

---

What races/ethnicities do you consider yourself?

African American

African Cow Creek Band of Umpqua Tribe of Indians

Burundian

Eritrean

Ethiopian

Somali

Other African

Other Black

Caribbean Islands

Other Black

American Indian/Alaska Native

Alaska Native

Burns Paiute Tribe

Confederated Tribes of the Coos, Lower Umpqua  
& Siuslaw Indians

Confederated Tribes of Warm Springs

Coquille Indian Tribe

Portland Public Schools Successful Schools Survey  
Elementary School Student Response 2016/17

Duniway

Page 30

---

What races/ethnicities do you consider yourself?

Middle Eastern/North

Portland Public Schools Successful Schools Survey  
 Elementary School Student Response 2016-17

Duniway

Schools included in the Title I comparison group

	# Responses
César Chávez	22
Creston	13
Faubion	20
Grout	44
Harrison Park	56
James John	36
Kelly	45
Lee	60
Lent	49
Markham	24
Marysville	29
Rigler	68
Rosa Parks	10
Scott	15
Sitton	40
Woodlawn	25
Woodmere	25

Schools included in the non Title I comparison group

	# Responses
Abernethy	72
ACCESS	52