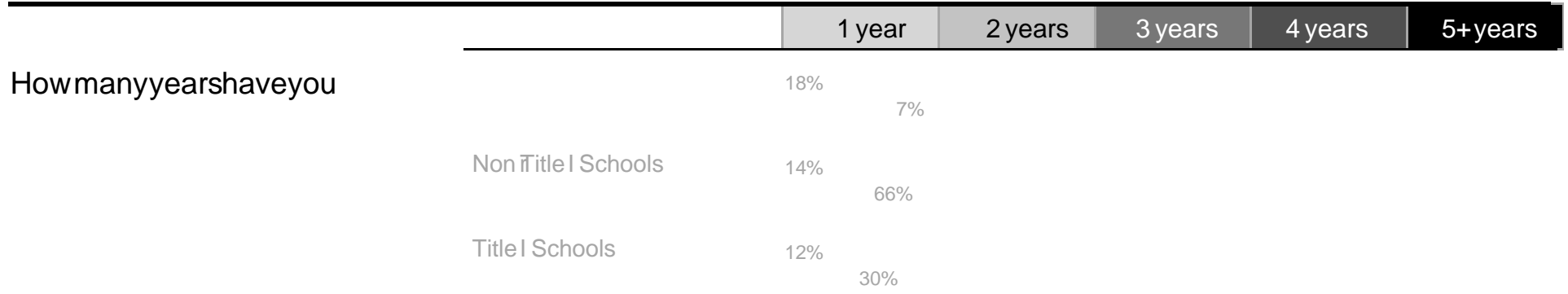



Portland Public Schools Successful Schools Survey
 Middle Grades Student Response 2016-17

Harrison Park



	No	Yes	I don't know	
--	----	-----	--------------	--

No, Never			
-----------	--	--	--

Portland Public Schools Successful Schools Survey
Middle Grades Student Response 2016-17

Harrison Park



Portland Public Schools Successful Schools Survey
Middle Grades Student Responses 2016r17

Harrison Park

In the past 30 days, did you miss school for any of the following reasons?

(Because students could select more than one category, totals will exceed 100%.)

Does not apply, I didn't miss any school.

Illness (feeling physically sick), including problems with breathing or your teeth.

Felt very sad, hopeless, anxious, stressed, or angry.

Didn't get enough sleep.

Didn't

Wanted to spend time with friends who don't go to your school.

Wanted to use alcohol or drugs.

Were behind in schoolwork or weren't prepared for a test or class assignment.

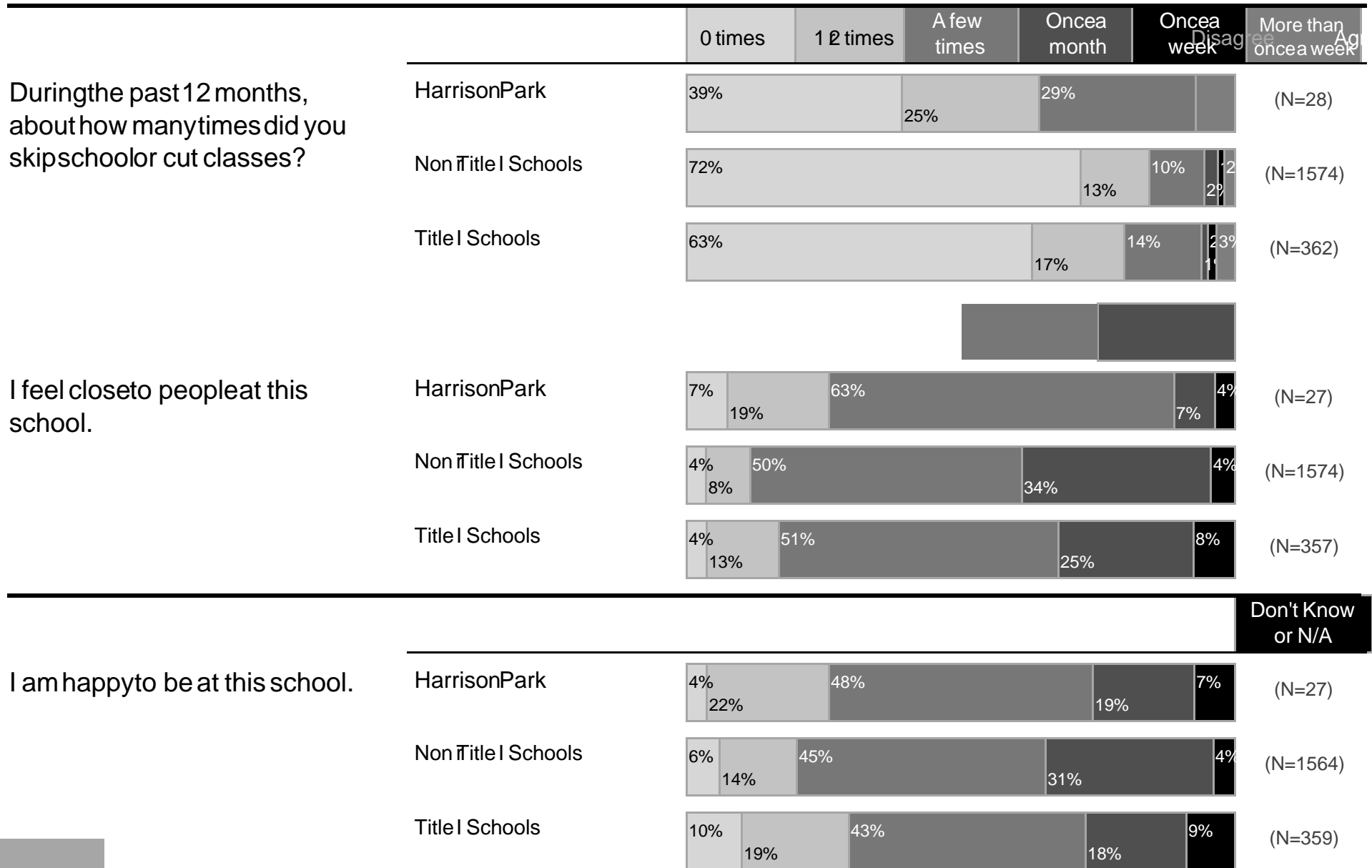
Were bored with assignment.

.....
.....

Portland Public Schools Successful Schools Survey

Middle Grades Student Response 2016-17


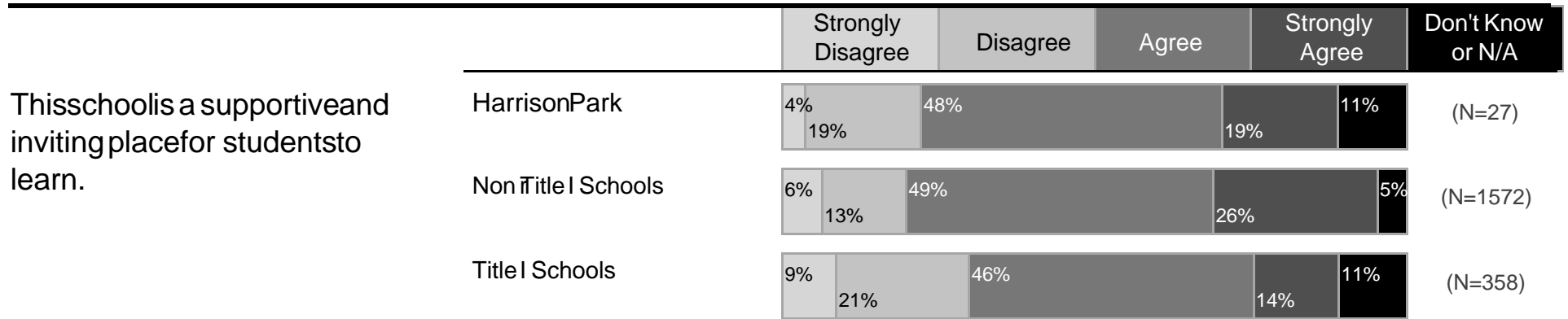

Harrison Park



Portland Public Schools Successful Schools Survey
Middle Grades Student Response 2016-17

Harrison Park

Page 6





Strongly Disagree Disagree Don't Know or N/A



HarrisonPark



Non Title I Schools



Title I Schools

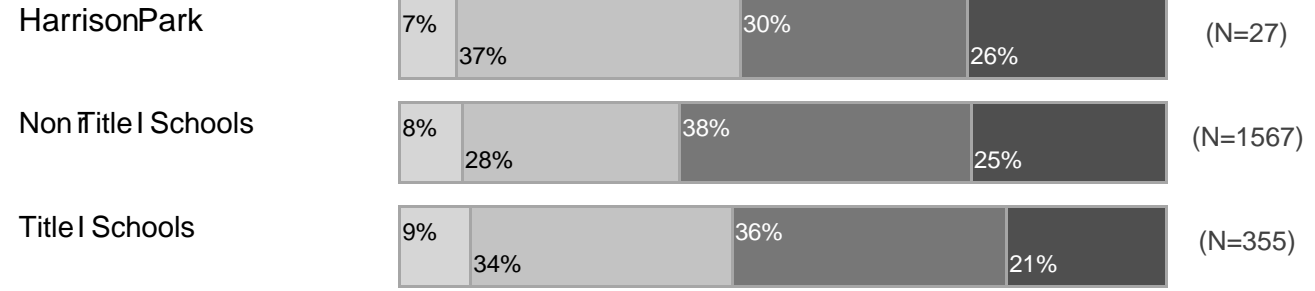


Portland Public Schools Successful Schools Survey


Harrison Park

Harrison True Very Much True

At my school there is a teacher or someone else who really cares about me.



At my school there is a teacher or someone else who tells



Portland Public Schools Successful Schools Survey
Middle Grades Student Response 2016-17

Harrison Park

	Not True at All	A Little True	Pretty Much True	Very Much True
--	-----------------	---------------	------------------	----------------






	Not True at All	A Little True	Pretty Much True	Very Much True
--	-----------------	---------------	------------------	----------------

	Not True at All	A Little True	Pretty Much True	Very Much True
--	-----------------	---------------	------------------	----------------


Portland Public Schools Successful Schools Survey
Middle Grades Student Response 2016-17

Harrison Park




HarrisonPark

How safe do you feel when you are at school?




Very Safe Safe

Harrison



Very Safe Safe

How safe do you feel in the hallways?







HarrisonPark




Portland Public Schools Successful Schools Survey
 Middle Grades Student Response 2016-17

Harrison Park



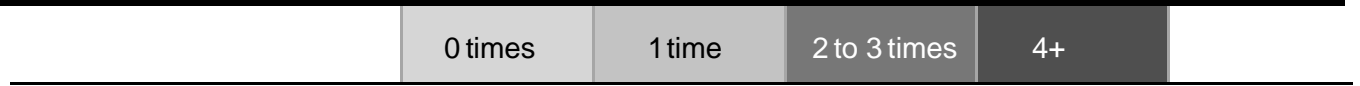
Portland Public Schools Successful Schools Survey
Middle Grades Student Response 2016-17

Harrison Park



Portland Public Schools Successful Schools Survey
Middle Grades Student Response 2016-17

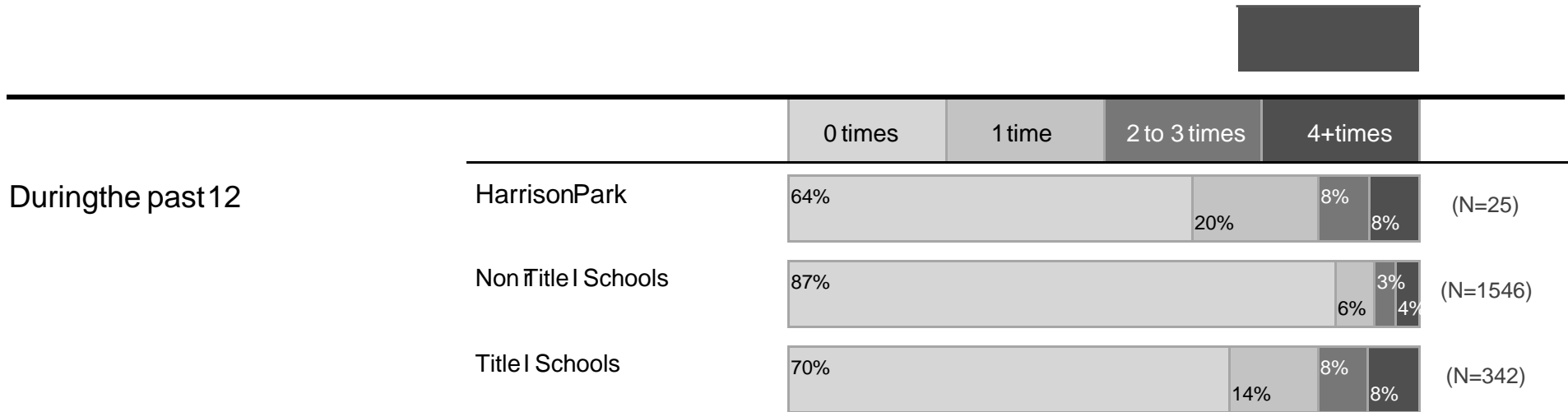
Harrison Park



During the past 12 months, how many times on school property have you been threatened with harm or






injury? How many times on school property have you been made the subject of, insulted, or called names?



Portland Public Schools Successful Schools Survey
Middle Grades Student Response 2016-17

Harrison Park



Page 21



HarrisonPark

Portland Public Schools Successful Schools Survey
 Middle Grades Student Response 2016-17

Harrison Park



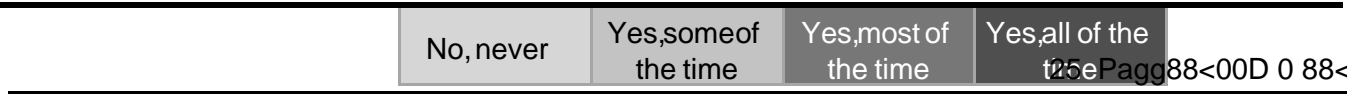
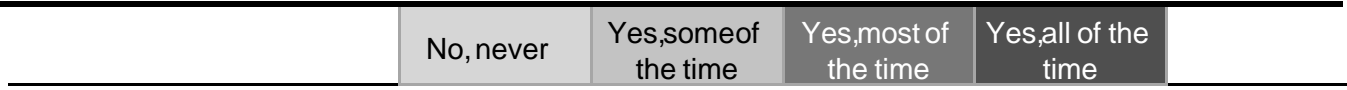
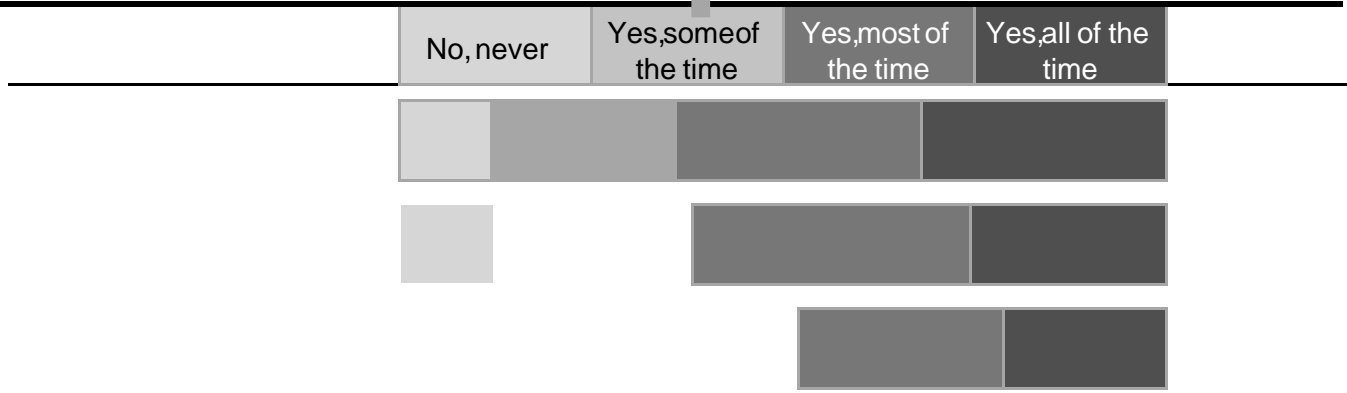
Portland Public Schools Successful Schools Survey
Middle Grades Student Response 2016-17

Harrison Park



Portland Public Schools Successful Schools Survey
 Middle Grades Student Response 2016-17

Harrison Park



W}œš o v W μ o] ^•Z}μ}o• ^Z}o• ^μœÀ Ç
 D] o 'œ • ^š μ v š Z • %}v• • îîîòríó

, œœ]•}v W œl

W P îò z •
 šZ š]u šZ

DÇ D šZ œ %}œš œ , œœ]•}v W œl
 Pœ •|u œl]vP• œ (o š ÁZ š /
 u o œv]vPX

E}vrd]šo / ^ Z}}o•

d]šo / ^ Z}}o•



~EAîñ•



~EAíñîð•



~EAîîî•

/ vi}Ç uÇ D šZ š]u]v œœ]•}v W œl

E}vrd]šo / ^ Z}}o•

d]šo / ^ Z}}o•



~EAîñ•



~EAíñîñ•



~EAîîî•



,}Á u vÇ <μ •š}}v•]v šZœœ]•}v W œl
 •μœÀ Ç] Ç}μ v•Á œ
 Z}v •šoÇM

E}vrd]šo / ^ Z}}o•

d]šo / ^ Z}}o•



~EAîñ•



~EAíñíí•



~EAîîíí•

W}œš o v Wμ o] ^•Z}∞•^Z}o•^μœÀ Ç
D] o 'œ • ^šμ v š Z •%o}v• • îîîòríó

, œœ]•}v W œI



W } OE š o v W μ o] ^ • Z μ } ∞ • ^ Z μ } } o • ^ μ OE À Ç

, OE OE] • } v W OE I

Portland Public Schools Successful Schools Survey

Middle Grades

Harrison Park

Below is a list of terms that people often use to describe their

sexuality or orientation. (or) Tj /TT34.7935f .831 0 TD 0 Tc <0003>Tj /TT4 1 Tf .2228 0 TD -.00(H-7.their)Tj /TT3 1859 1.4051 0 T

Portland Public Schools Successful Schools Survey
Middle Grades Student Response 2016-17

Harrison Park

Page 31

What races/ethnicities do you consider yourself?

Total Students: 28

(Because students could select more than one category, totals will exceed 100%.)

African American	7%
African	0%
Burundian	0%
Eritrean	0%
Ethiopian	0%
Somali	7%
Other African	4%
Other Black	
Caribbean Islands	0%
Other Black	0%
American Indian/Alaska Native	0%
Alaska Native	0%
Burns Paiute Tribe	0%
Confederated Tribes of the Coos, Lower Umpqua & Siuslaw Indians	0%
Confederated Tribes of the Grand Ronde Community of Oregon	0%
Confederated Tribes of Siletz Indians	0%
Confederated Tribes of the Umatilla Indian Reservation Indians	0%
Confederated Tribes of Warm Springs	4%
Coquille Indian Tribe	0%

American Indian/Alaska Native (continued)	
Cow Creek Band of Umpqua Tribe of Indians	0%
Klamath Tribes	0%
Other American Indian Tribe/Nation	0%
Native/Indigenous to Canada	0%
Asian	4%
Asian Indian	0%
Burmese	0%
Cambodian	4%
Chinese	7%
Filipino	0%
Hmong	4%
Japanese	0%
Karen	0%
Korean	0%
Laotian	0%
Mien	0%
Nepali	0%
Thai	0%
Tibetan	0%
Vietnamese	14%
Other Asian	4%

Portland Public Schools Successful Schools Survey
Middle Grades Student Response 2016-17

Harrison Park

What races/ethnicities do you consider yourself?

Total Students: 28

(Because students could select more than one category, totals will exceed 100%.)

Hispanic/Latino	4%
Caribbean Islands	0%
Central American Countries	4%
Indigenous Mexican, Central American or South American	0%
Mexican	11%
South American Countries	4%
Other Hispanic/Latino	4%
Middle Eastern/North African	4%
Pacific Islander	7%
Chuukese	11%
Guamanian or Chamorro	0%
Micronesian	0%
Native Hawaiian	0%
Samoan	0%
Tongan	0%
Other Pacific Islander	0%
White	11%
Romanian	4%
Russian	7%
Ukrainian	4%
European Countries	0%
Other White	4%
Blank	18%

