

Not Responded Yes



No	Yes	I
----	-----	---

No, Never	Yes, Sometimes	Yes, Most of the Time	Yes, All of the Time
-----------	-------------------	--------------------------	-------------------------

Portland Public Schools Successful Schools Survey

Elementary School Student Responses 2016 17

Marysville

No, Never	Yes, Sometimes	Yes, Most of the Time	Yes, All of the Time
-----------	----------------	-----------------------	----------------------

No, Never	Yes, Sometimes	Yes, Most of the Time	Yes, All of the Time
-----------	----------------	-----------------------	----------------------

No, Never	Yes, Sometimes	Yes, Most of the Time	Yes, All of the Time
-----------	----------------	-----------------------	----------------------

Portland Public Schools Successful Schools Survey
Elementary School Student Responses 2016 17

Marysville

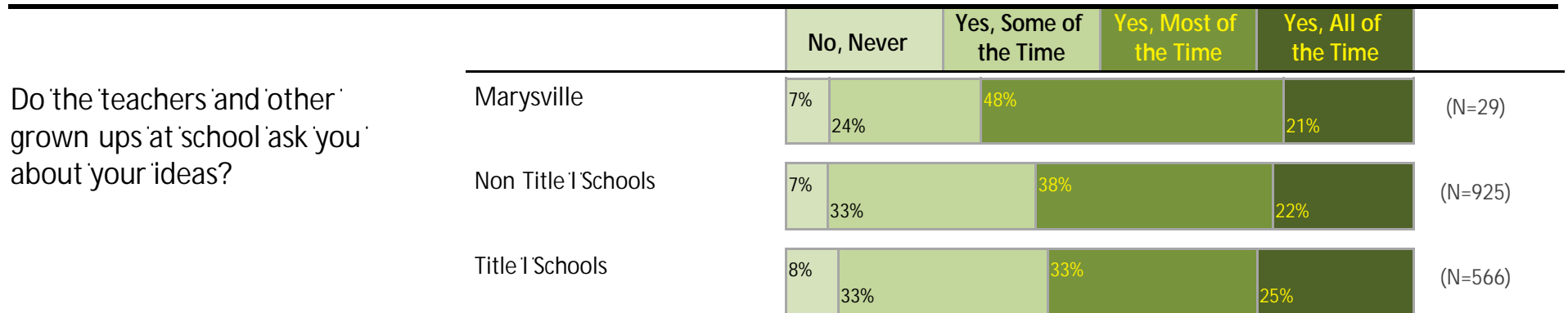
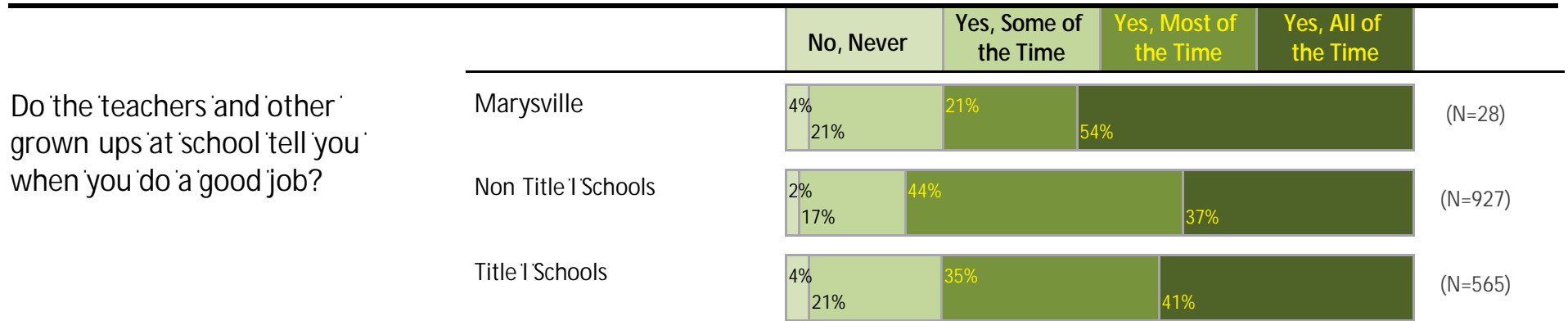
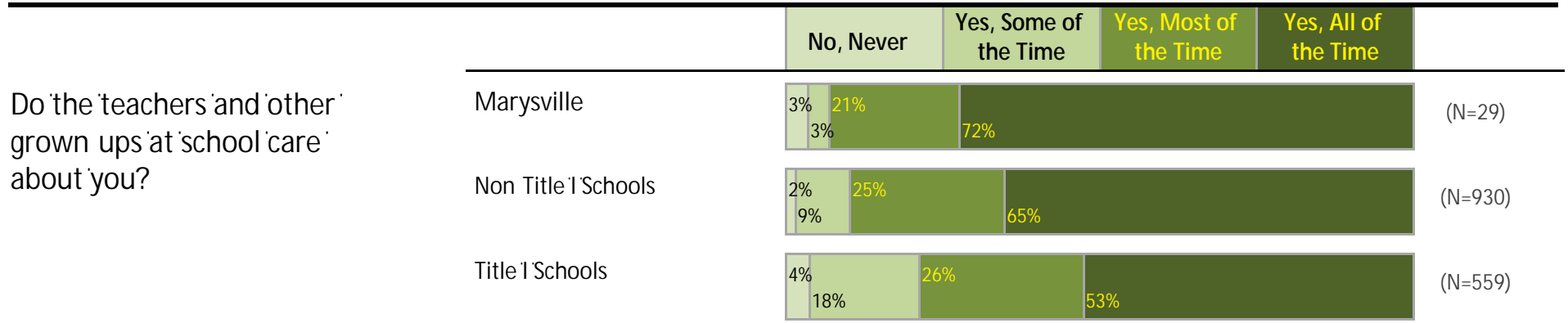
No, Never	Yes, Some of the Time	Yes, Most of the Time	Yes,
-----------	-----------------------	-----------------------	------

No, Never	Yes, Some of the Time	Yes, Most of the Time	Yes,
-----------	-----------------------	-----------------------	------

Portland Public Schools Successful Schools Survey

Elementary School Student Responses 2016 17



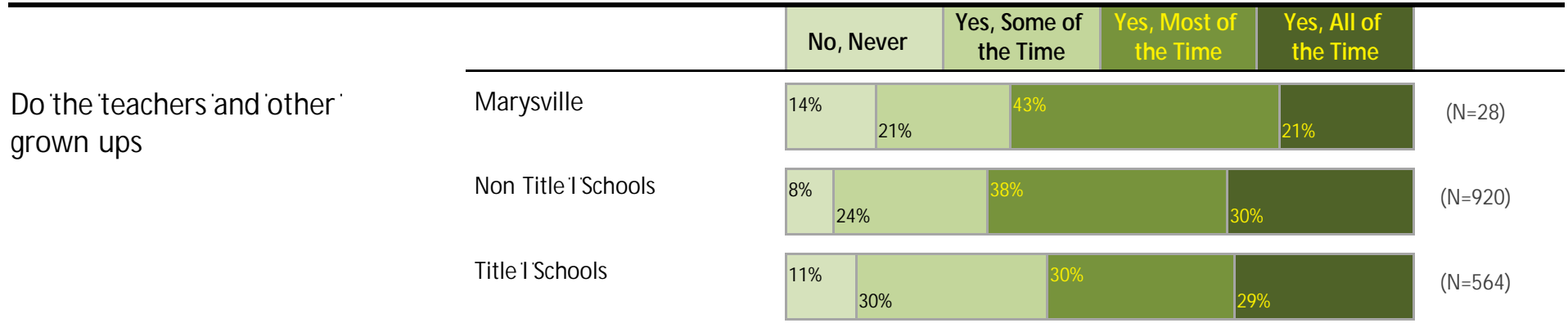
Marysville



Portland Public Schools Successful Schools Survey

Elementary School Student Responses 2016 17

Marysville



Portland Public Schools Successful Schools Survey
Elementary School Student Responses 2016 17

Marysville

	No, Never	Yes, Some of the Time	Yes, Most of the Time	Yes, All of the Time	
--	-----------	-----------------------	-----------------------	----------------------	--

	No, Never	Yes, Some of the Time	Yes, Most of the Time	Yes, All of the Time	
--	-----------	-----------------------	-----------------------	----------------------	--

	No, Never	Yes, Some of the Time	Yes, Most of the Time	Yes, All of the Time	
--	-----------	-----------------------	-----------------------	----------------------	--

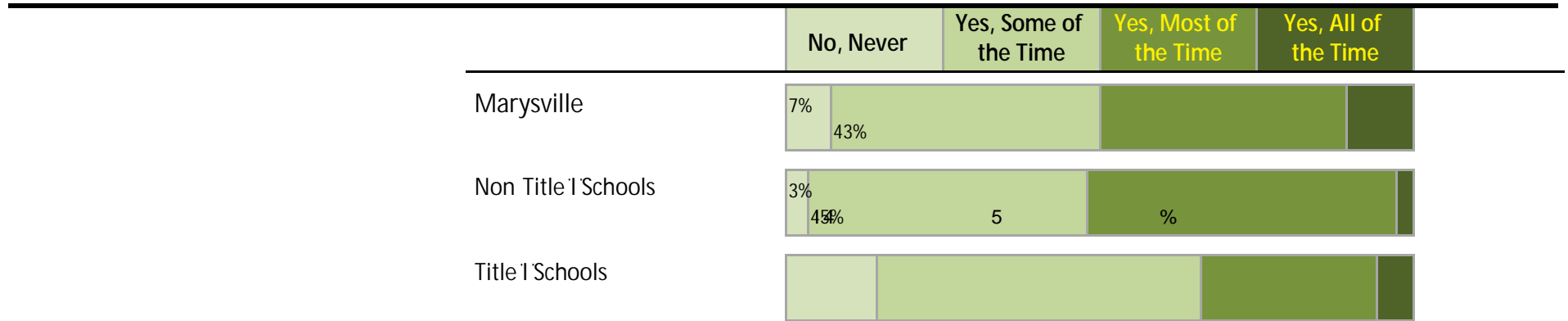
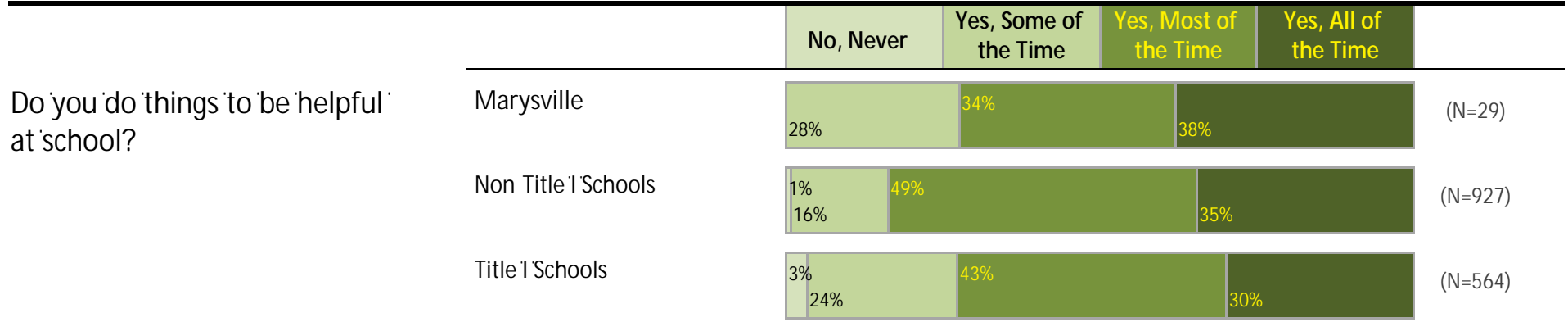
Portland

Marysville

Portland Public Schools Successful Schools Survey

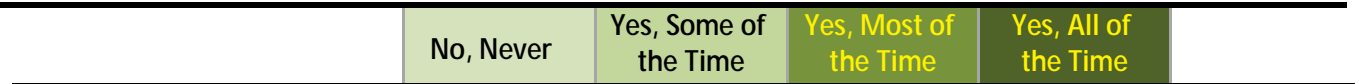
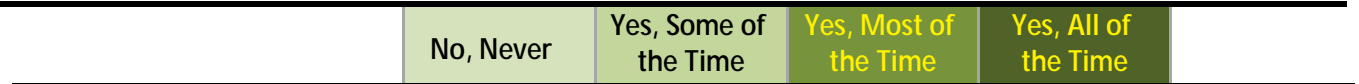
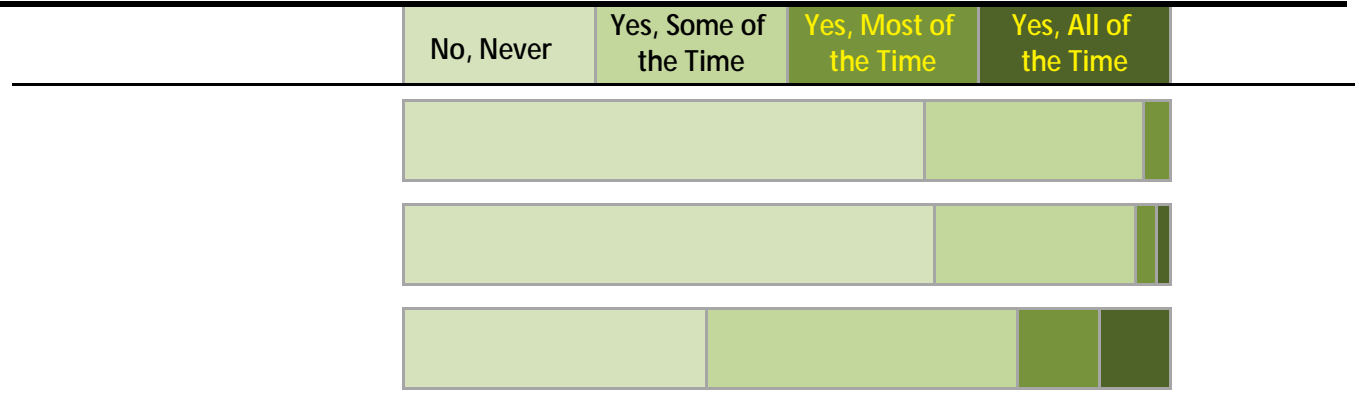
Elementary School Student Responses 2016 17

Marysville



Portland Public Schools Successful Schools Survey Elementary School Student Responses 2016 17

Marysville



Portland Public Schools Successful Schools Survey

Elementary School Student Responses 2016 17

Marysville

	No, Never	Yes, Some of the Time	Yes, Most of the Time	Yes, All of the Time	
--	-----------	-----------------------	-----------------------	----------------------	--

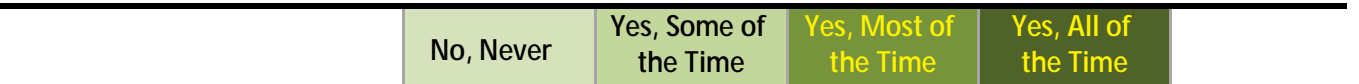
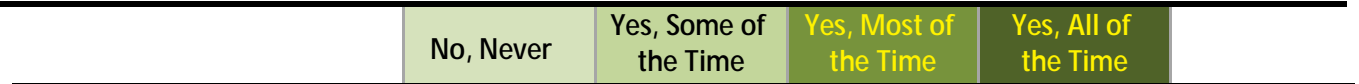
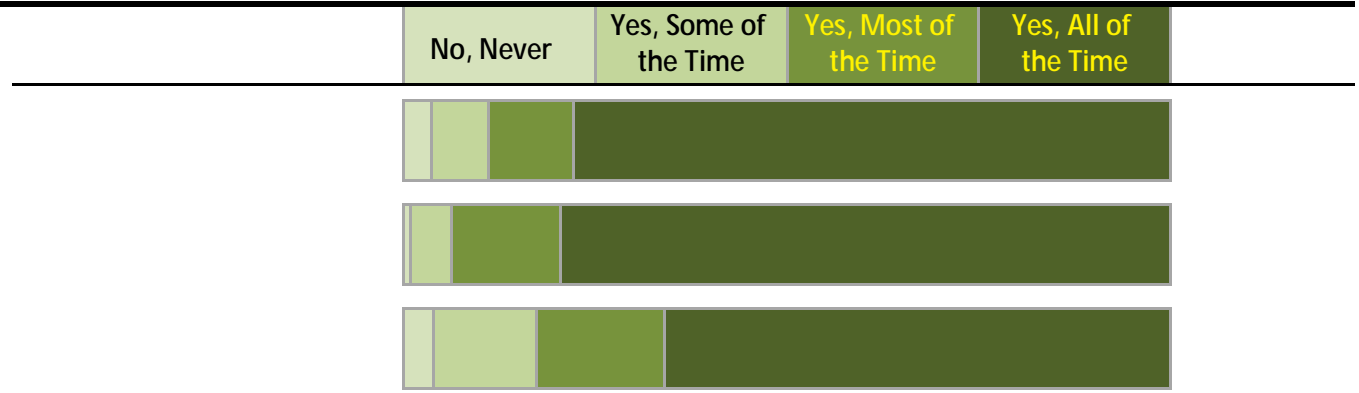
	No, Never	Yes, Some of the Time	Yes, Most of the Time	Yes, All of the Time	
--	-----------	-----------------------	-----------------------	----------------------	--

	No, Never	Yes, Some of the Time	Yes, Most of the Time	Yes, All of the Time	
--	-----------	-----------------------	-----------------------	----------------------	--

Portland Public Schools Successful Schools Survey

Elementary School Student Responses 2016 17

Marysville



Portland Public Schools Successful Schools Survey
Elementary School Student Responses 2016 17

Marysville

No, Never	Yes, Some of the Time	Yes, Most of the Time	Yes, All of the Time
-----------	-----------------------	-----------------------	----------------------

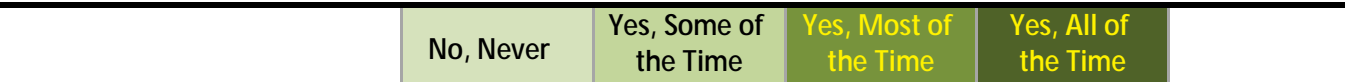
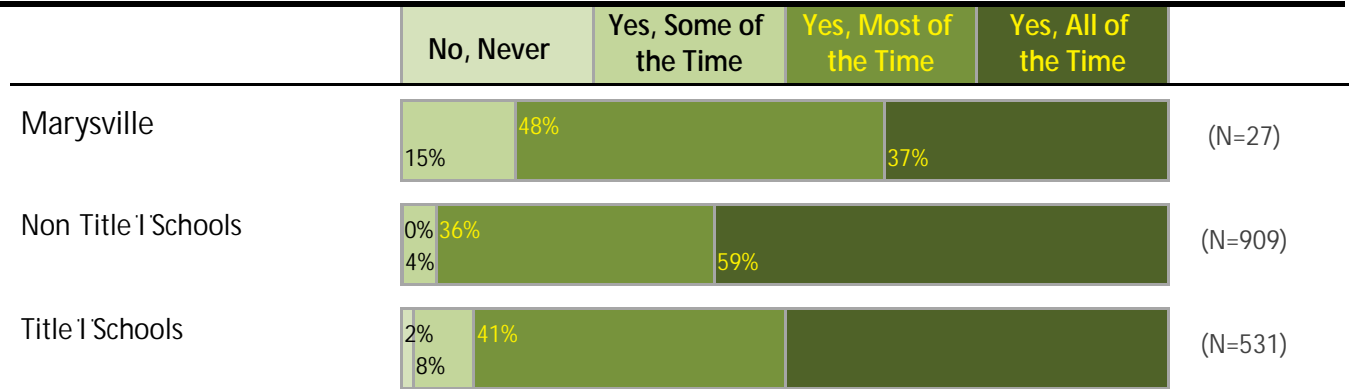
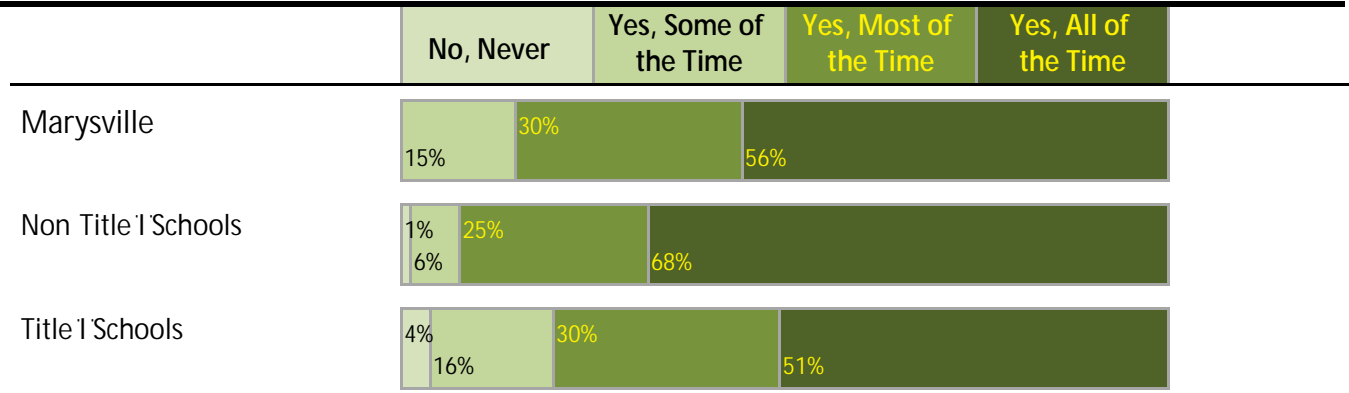
No, Never	Yes, Some of the Time	Yes, Most of the Time	Yes, All of the Time
-----------	-----------------------	-----------------------	----------------------

Portland Public Schools Successful Schools Survey

Elementary School Student Responses 2016 17

Marysville

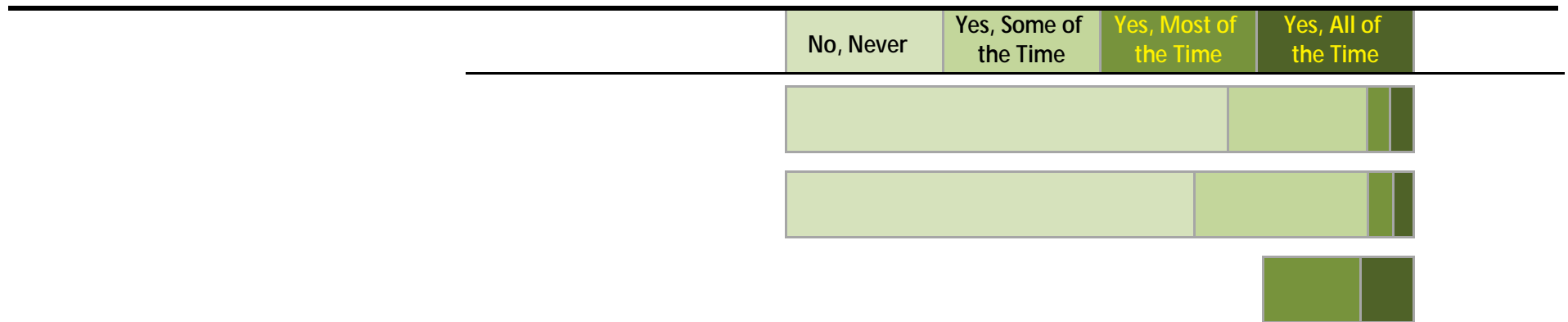
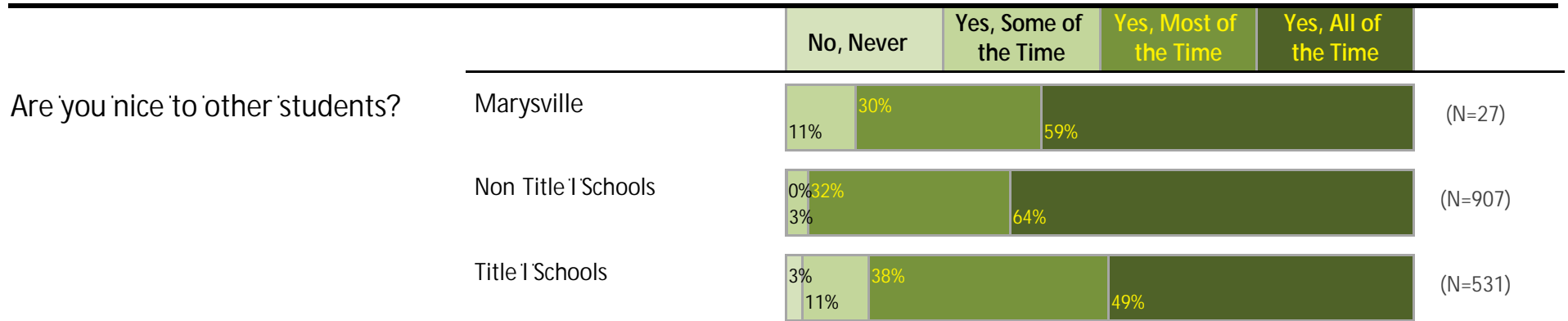
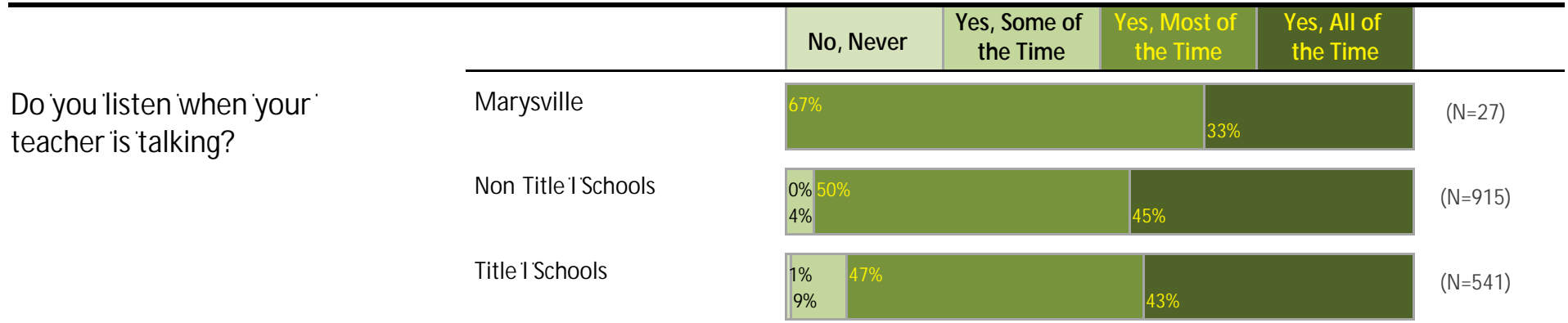
Do you do your class assignments even when they're really hard for you?



Portland Public Schools Successful Schools Survey

Elementary School Student Responses 2016 17

Marysville







Portland Public Schools Successful Schools Survey



Portland Public Schools Successful Schools Survey

Elementary School Student Responses 2016 17

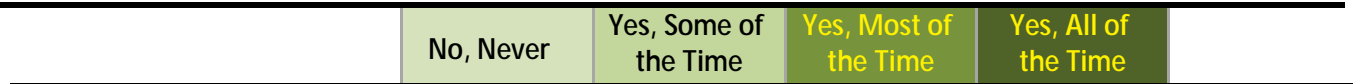
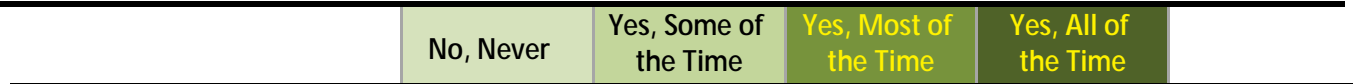
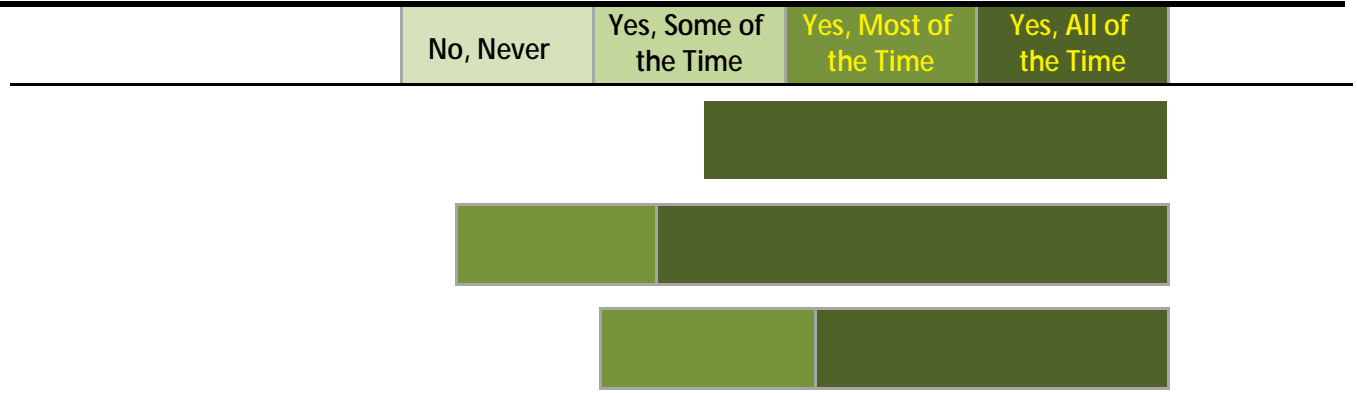
Marysville



Portland Public Schools Successful Schools Survey

Elementary School Student Responses 2016 17

Marysville



Portland Public Schools Successful Schools Survey

Elementary School Student Responses 2016 17

Marysville

	No, Never	Yes, Some of the Time	Yes, Most of the Time	Yes, All of the Time	
--	-----------	-----------------------	-----------------------	----------------------	--



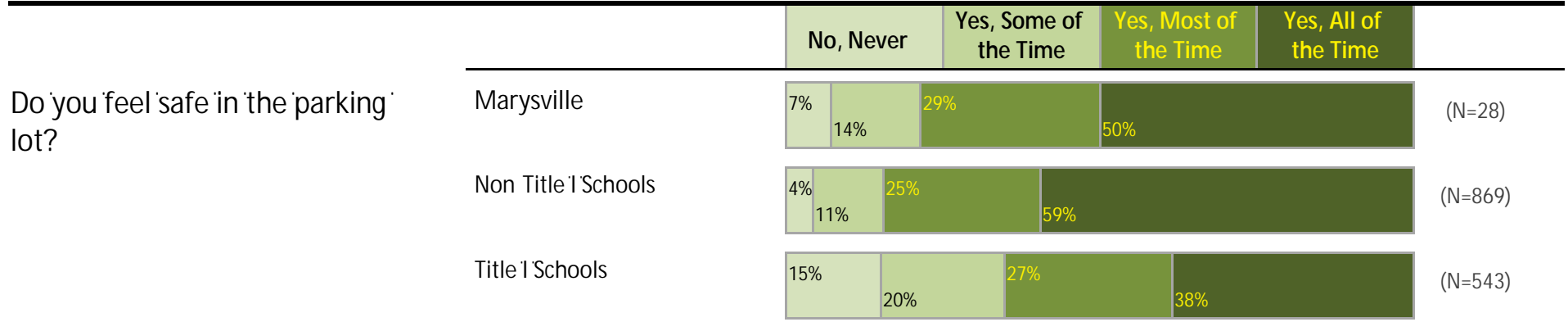
	No, Never	Yes, Some of the Time	Yes, Most of the Time	Yes, All of the Time	
--	-----------	-----------------------	-----------------------	----------------------	--

	No, Never	Yes, Some of the Time	Yes, Most of the Time	Yes, All of the Time	
--	-----------	-----------------------	-----------------------	----------------------	--


Portland Public Schools Successful Schools Survey

Elementary School Student Responses 2016 17

Marysville



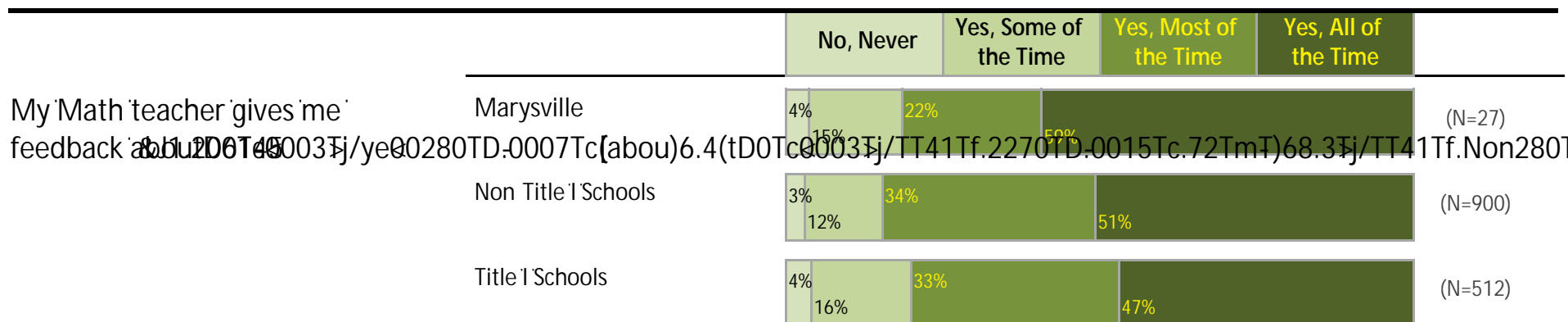
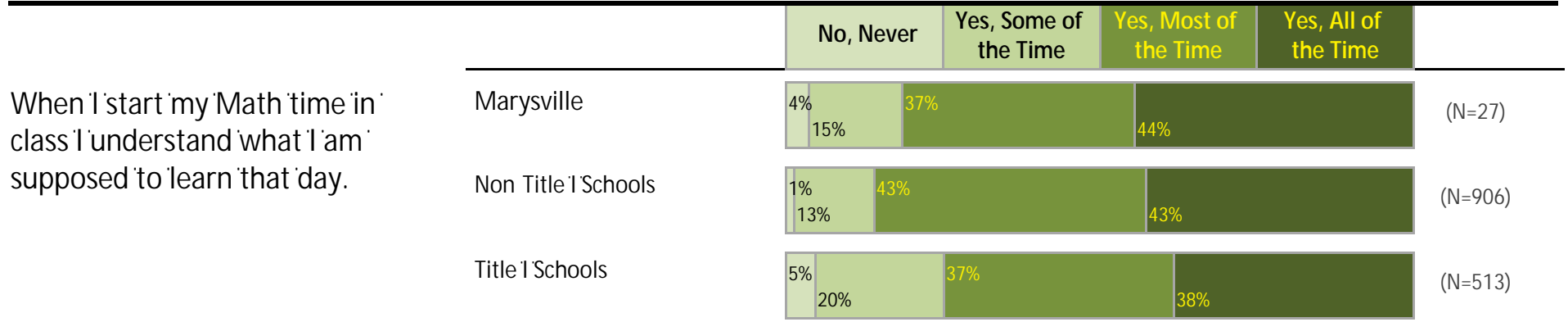
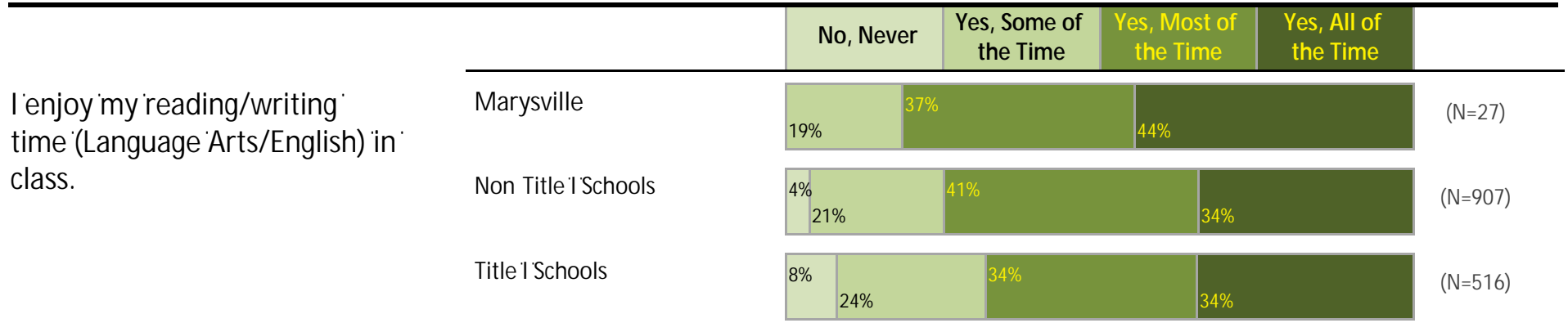
No, Never	Yes, Some of the Time	Yes, Most of the Time	Yes, All of the Time
-----------	-----------------------	-----------------------	----------------------



Portland Public Schools Successful Schools Survey

Elementary School Student Responses 2016 17

Marysville



Portland Public Schools Successful Schools Survey
Elementary School Student Responses 2016 17

Marysville

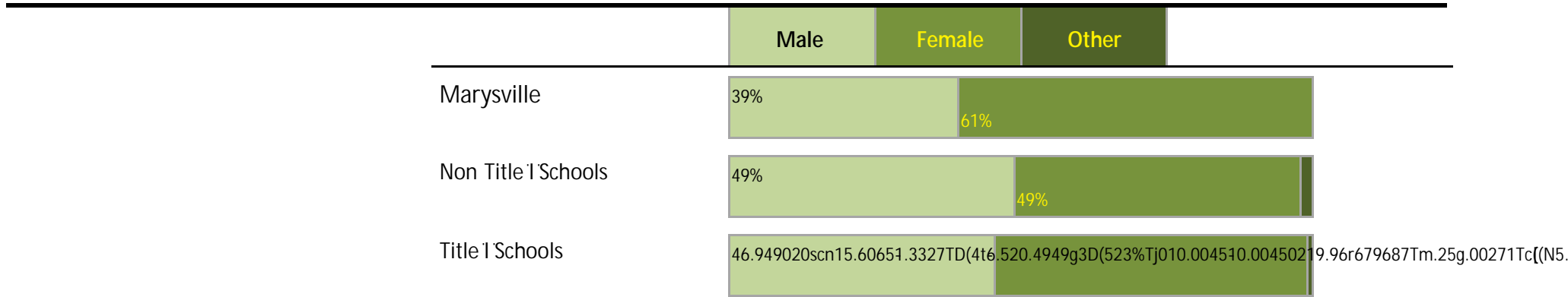



Portland Public Schools Successful Schools Survey
Elementary School Student Responses

Marysville

Portland Public Schools Successful Schools Survey Elementary School Student Responses 2016 17

Marysville



Portland Public Schools Successful Schools Survey Elementary School Student Responses 2016 17

Marysville

If you are in an immersion program at this school please select your program (Mark all that apply):

Total Students: 29

(Because students could select more than one category, totals may exceed 100%.)

Chinese Immersion	3%
Japanese Immersion	0%
Russian Immersion	0%
Spanish Immersion	7%
Vietnamese Immersion	17%
Other	41%

Portland Public Schools Successful Schools Survey
Elementary School Student Responses 2016 17

Marysville

What races/ethnicities do you consider yourself?

African American

African

Burundian

Eritrean

Ethiopian

Somali

Other African

Other Black

Caribbean Islands

Other Black

American Indian/Alaska Native

Alaska Native

Burns Paiute Tribe

Confederated Tribes of the Coos, Lower Umpqua
& Siuslaw Indians

Confederated Tribes of Warm Springs

Coquille Indian Tribe

Portland Public Schools Successful Schools Survey
Elementary School Student Responses 2016 17

Marysville

What races/ethnicities do you consider

Portland Public Schools Successful Schools Survey

Elementary School Student Responses 2016 17

Marysville

Page 31

Schools included in the Title I comparison group

	# Responses
César Chávez	22
Creston	13
Faubion	20
Grout	44
Harrison Park	56
James John	36
Kelly	45
Lee	60
Lent	49
Markham	24
Marysville	29
Rigler	68
Rosa Parks	10
Scott	15
Sitton	40
Woodlawn	25
Woodmere	25

Schools included in the non Title I comparison group

	# Responses
Abernethy	72
ACCESS	52
Ainsworth	47
Alameda	28
Arleta	46
Arthur Academy	1
Atkinson	2
Bridlemile	27
Buckman	67
Capitol Hill	38
Duniway	81
Glencoe	75
Hayhurst	39
Laurelhurst	65
Lewis	57
Parry Center	2
Rieke	73
Skyline	37
Stephenson	48
Sunnyside Environmental	59
Winterhaven	27