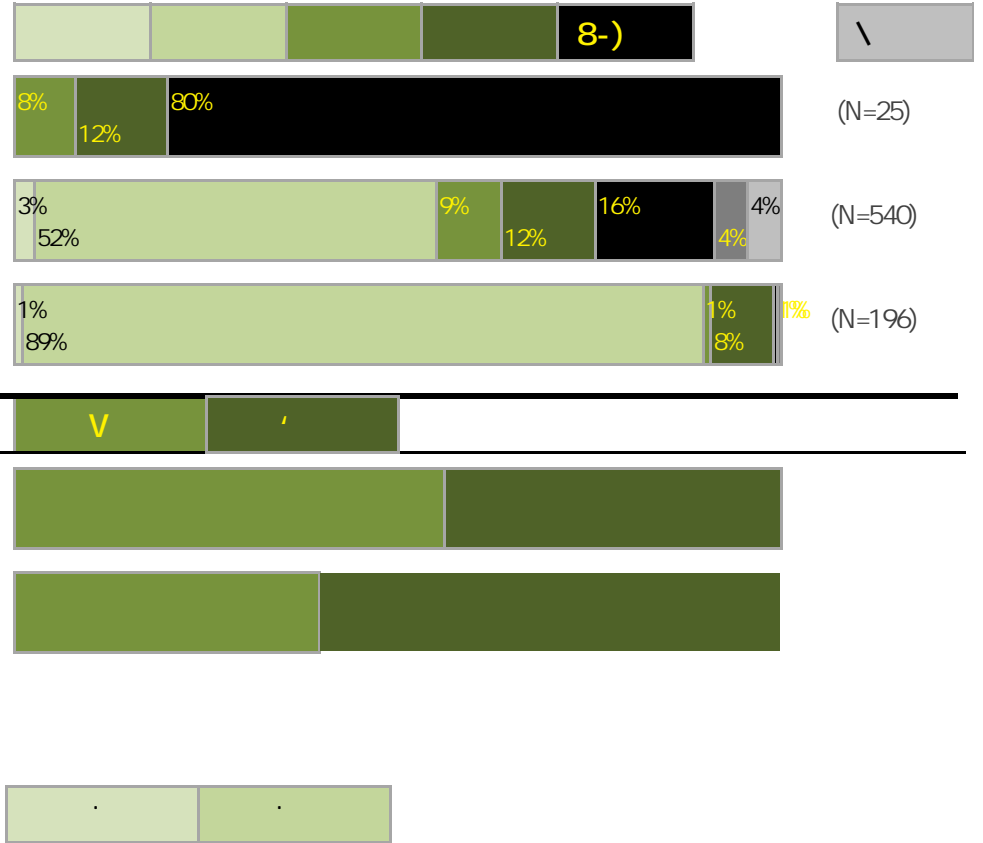


What grade are you in?

Portland Youth Builders

Non Title I Schools

Title I Schools

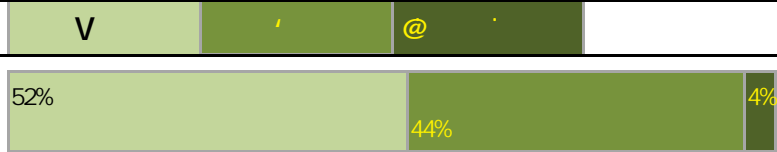


h = h o o o o
= o o k

h ' "

Do you attend school in the neighborhood where you live?

Portland Youth Builders



(N=25)

Non Title I Schools



(N=541)

Title I Schools

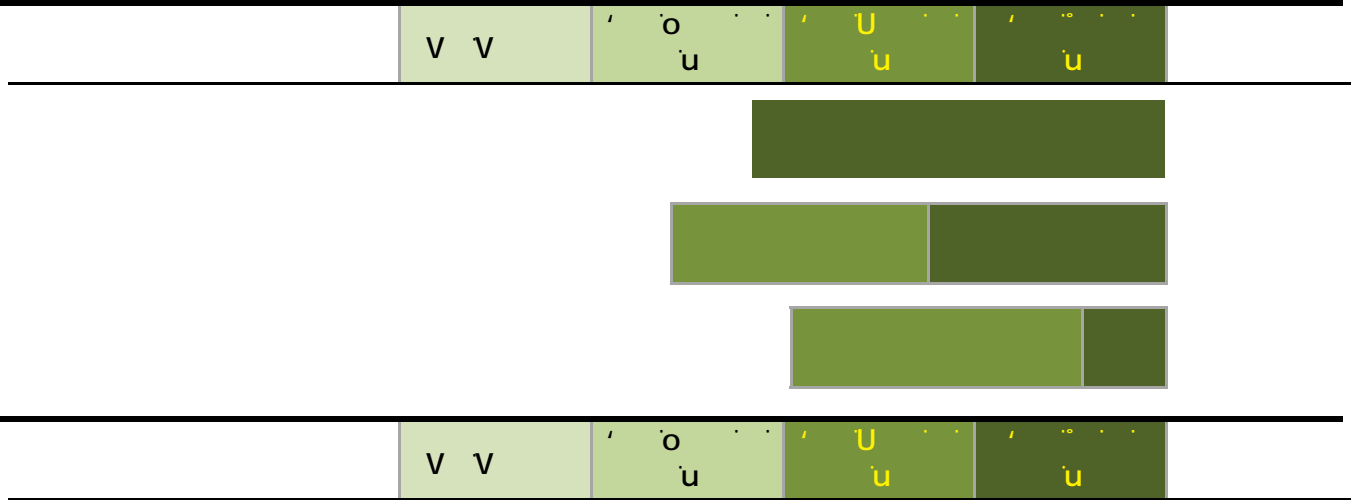


(N=196)



h = h o o o o
= o o k

h ' "

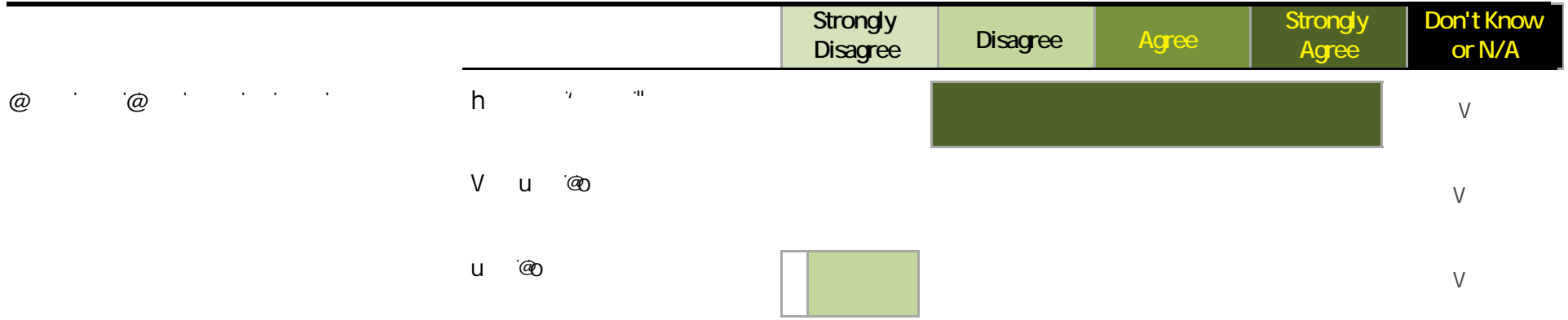
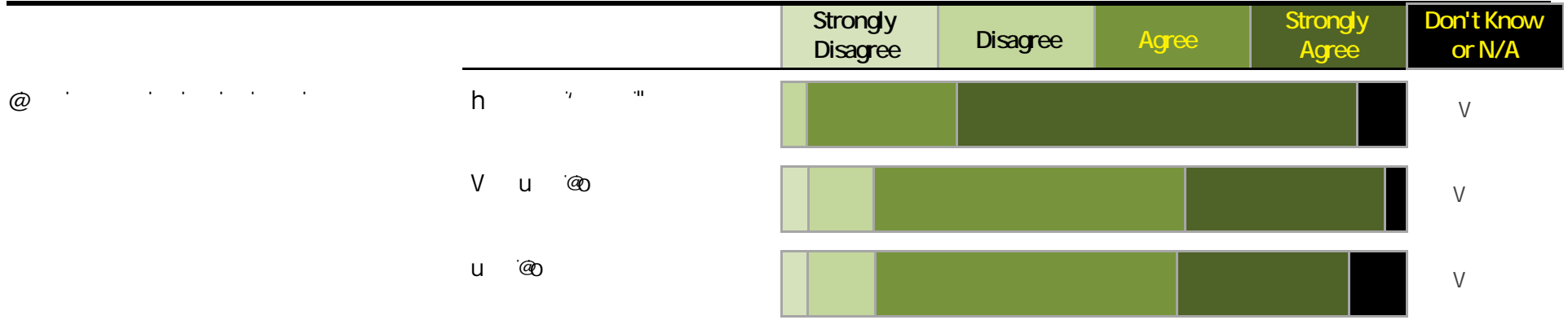



Does not apply, I didn't miss any school	12%
Illness (feeling physically sick), including problems with breathing or your teeth	88%
Felt very sad, hopeless, anxious, stressed, or angry	20%
Didn't get enough sleep	28%
Didn't feel safe at school	0%
Had to work	4%
Had to take care of or help a family member or friend	28%
.....	
.....	
.....	
.....	
.....	
.....	
Blank	0%

Portland Public Schools Successful Schools Survey High School Student Responses 2016 17

Portland Youth Builders


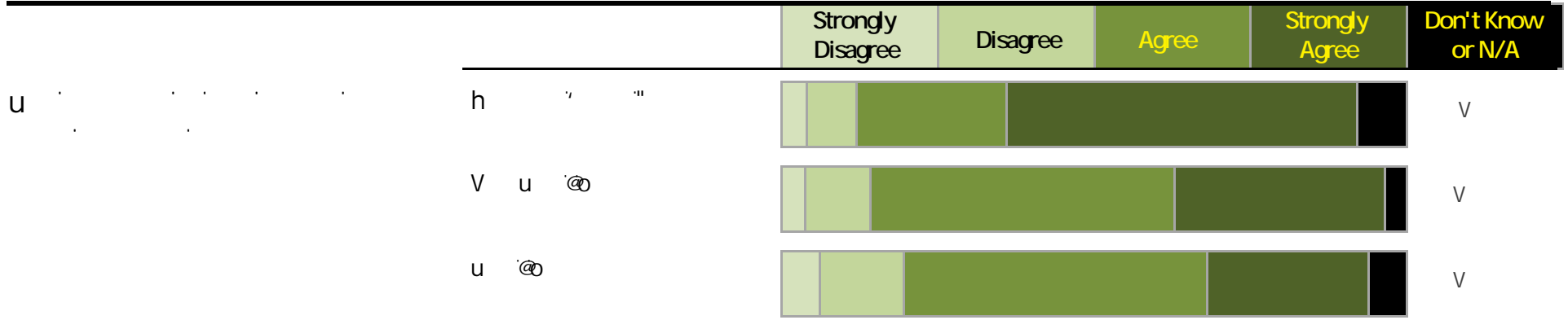
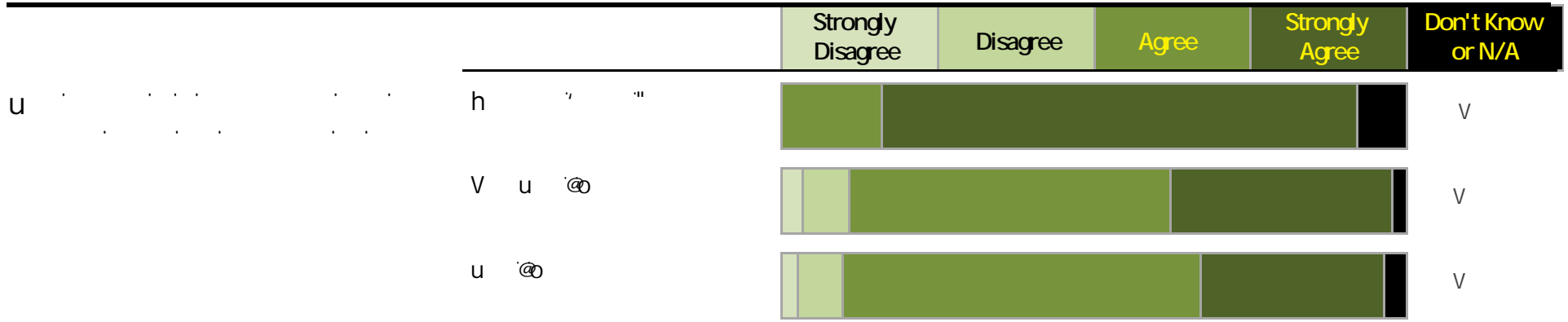
h

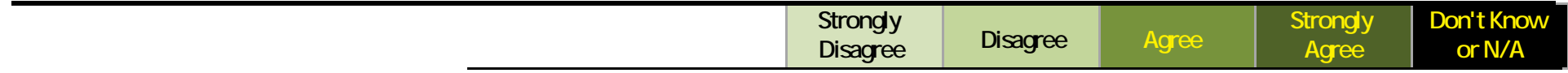
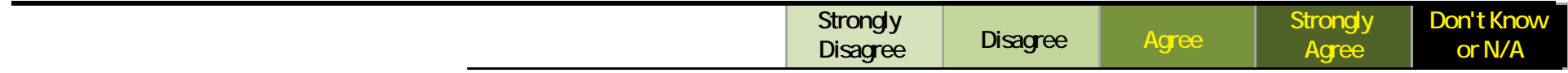
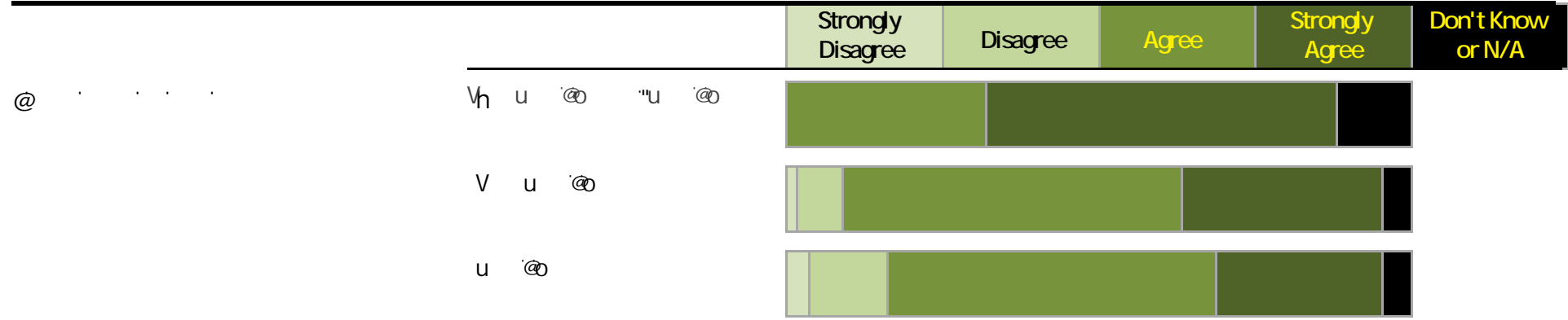


Portland Public Schools Successful Schools Survey High School Student Responses 2016 17

Portland Youth Builders

Page 1

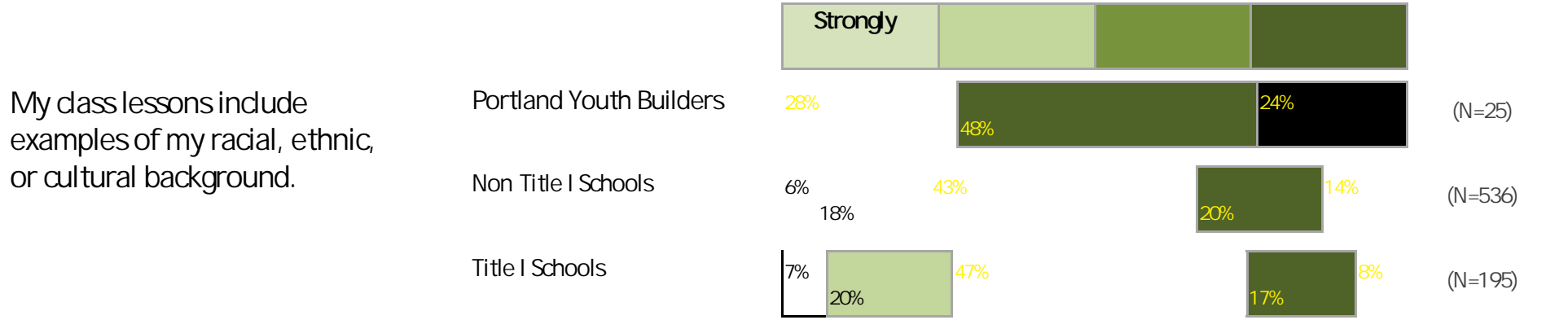
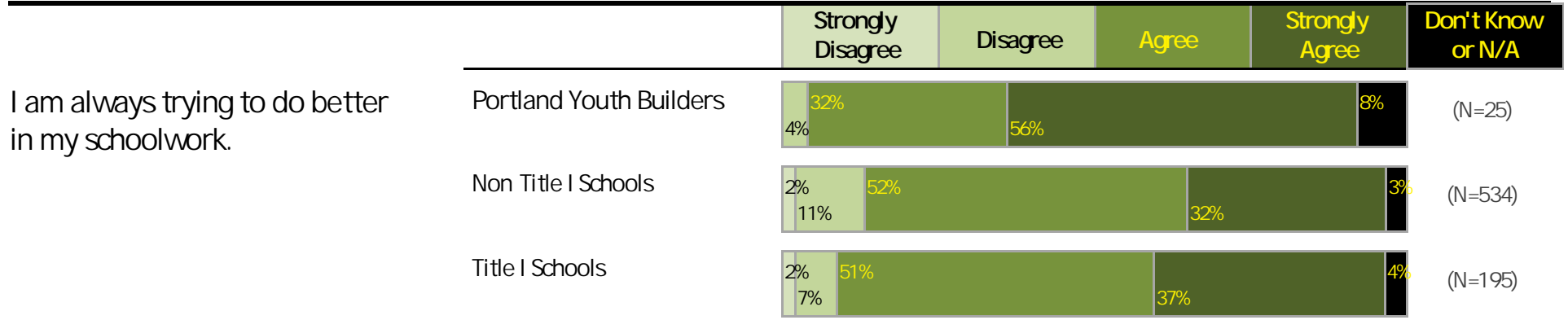
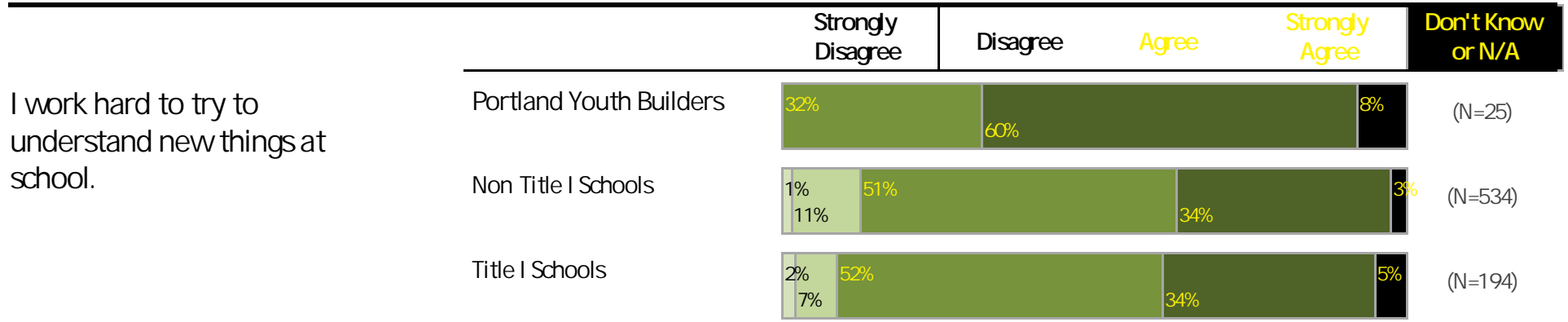




Portland Public Schools Successful Schools Survey

High School Student Responses 2016 17


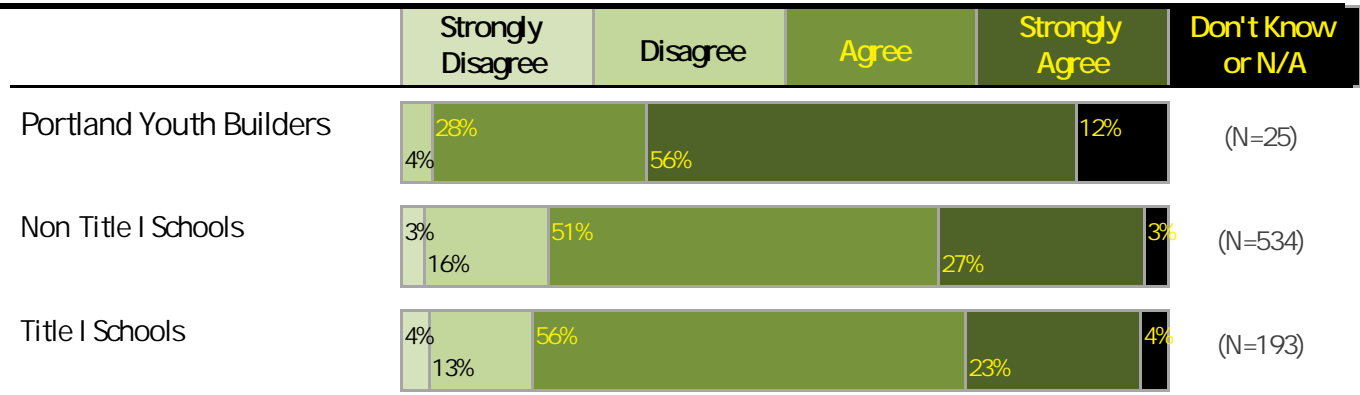
Portland Youth Builders



Portland Public Schools Successful Schools Survey High School Student Responses 2016 17

Portland Youth Builders


If I don't understand something, my teachers explain it another way.



Portland Public Schools Successful Schools Survey
High School Student Responses 2016 17

Portland Youth Builders





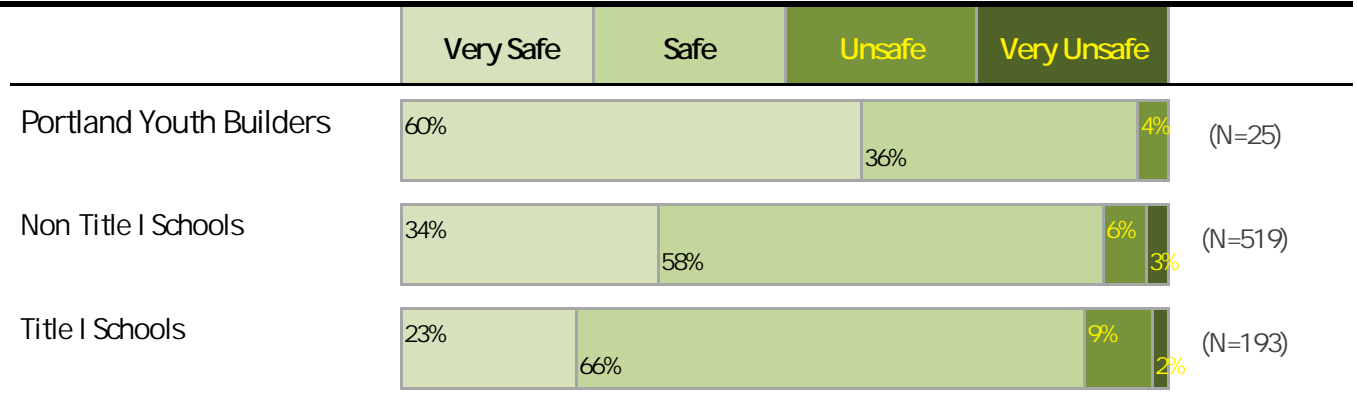
Portland Public Schools Successful Schools Survey
High School Student Responses 2016 17

Portland Youth Builders




Portland Public Schools Successful Schools Survey High School Student Responses 2016 17

Portland Youth Builders



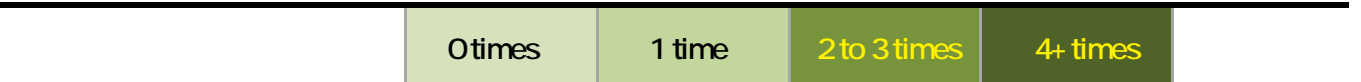

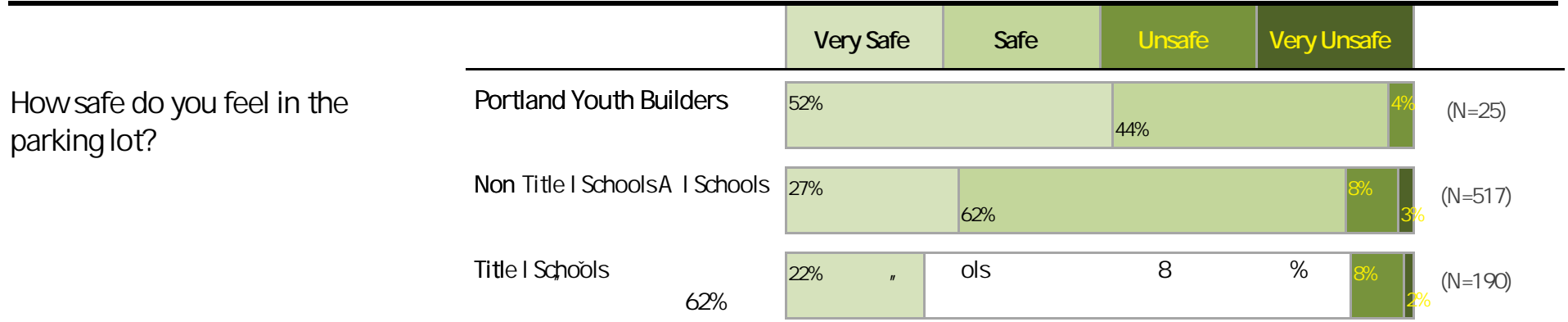
Portland Public Schools Successful Schools Survey
High School Student Responses 2016 17

Portland Youth Builders



Portland Public Schools Successful Schools Survey

High School Student Responses 2016 17



Portland Public Schools Successful Schools Survey
High School Student Responses 2016 17

Portland Youth Builders





Portland Public Schools Successful Schools Survey
High School Student Responses 2016 17

Portland Youth Builders



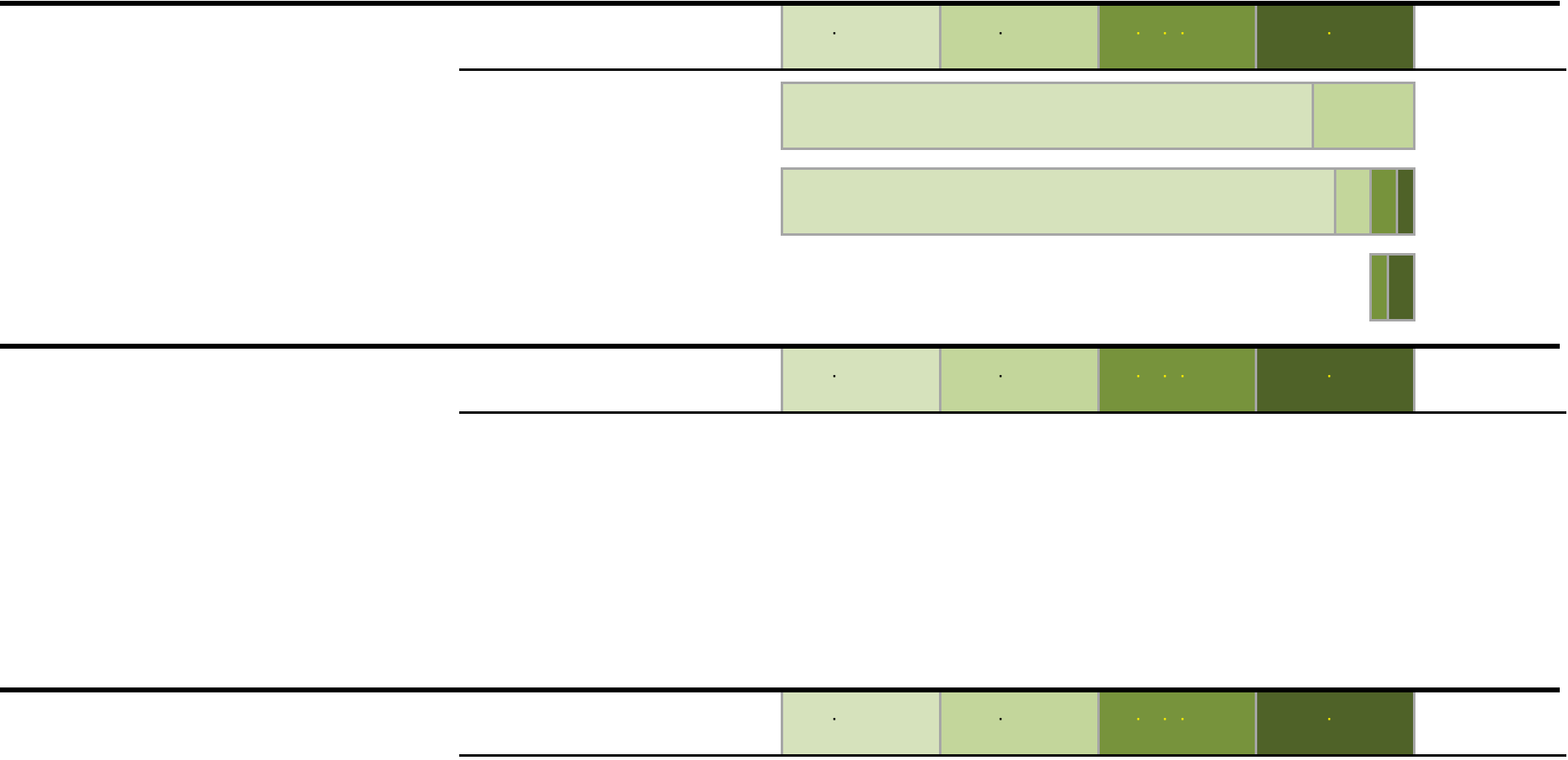
h = h o o o o
= o o k .

h ' "



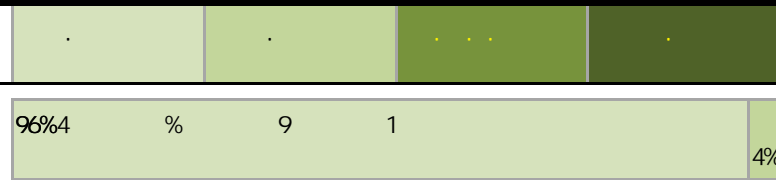
h h o o o o
= o o k .

h ' "



During the past 12 months, how many times on school property were you harassed or bullied because of any other reasons

Portland Youth Builders



(N=25)

%

Non Title I Schools



(N=473)

Title I Schools




(N=182)

Title I Schools

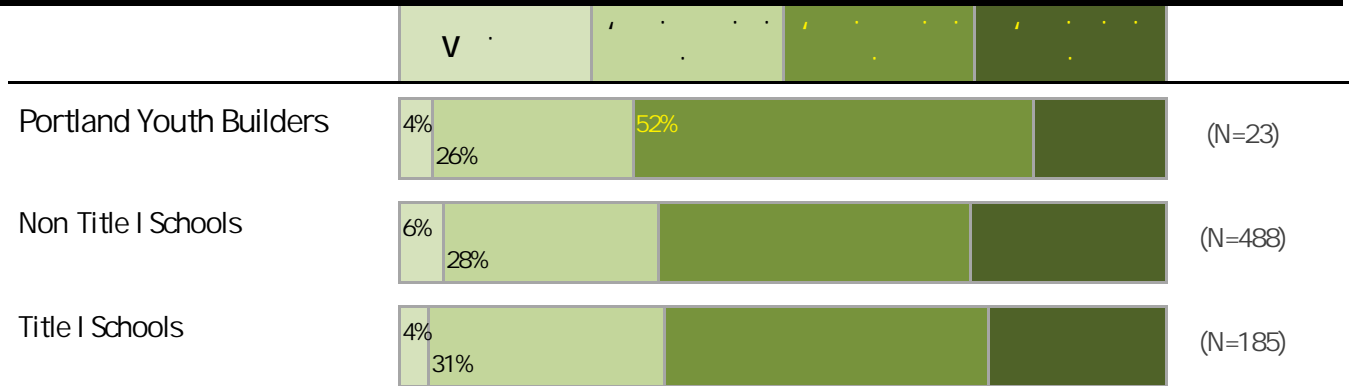


h h o o o o
 = o o k

h ' "



Does a parent or some other grown up at home ask you about your grades?



h = h o o o o
= o o k

h ' "



h = h o o o o

h ' "

When I start my Math time in class I understand what I am supposed to learn that day.

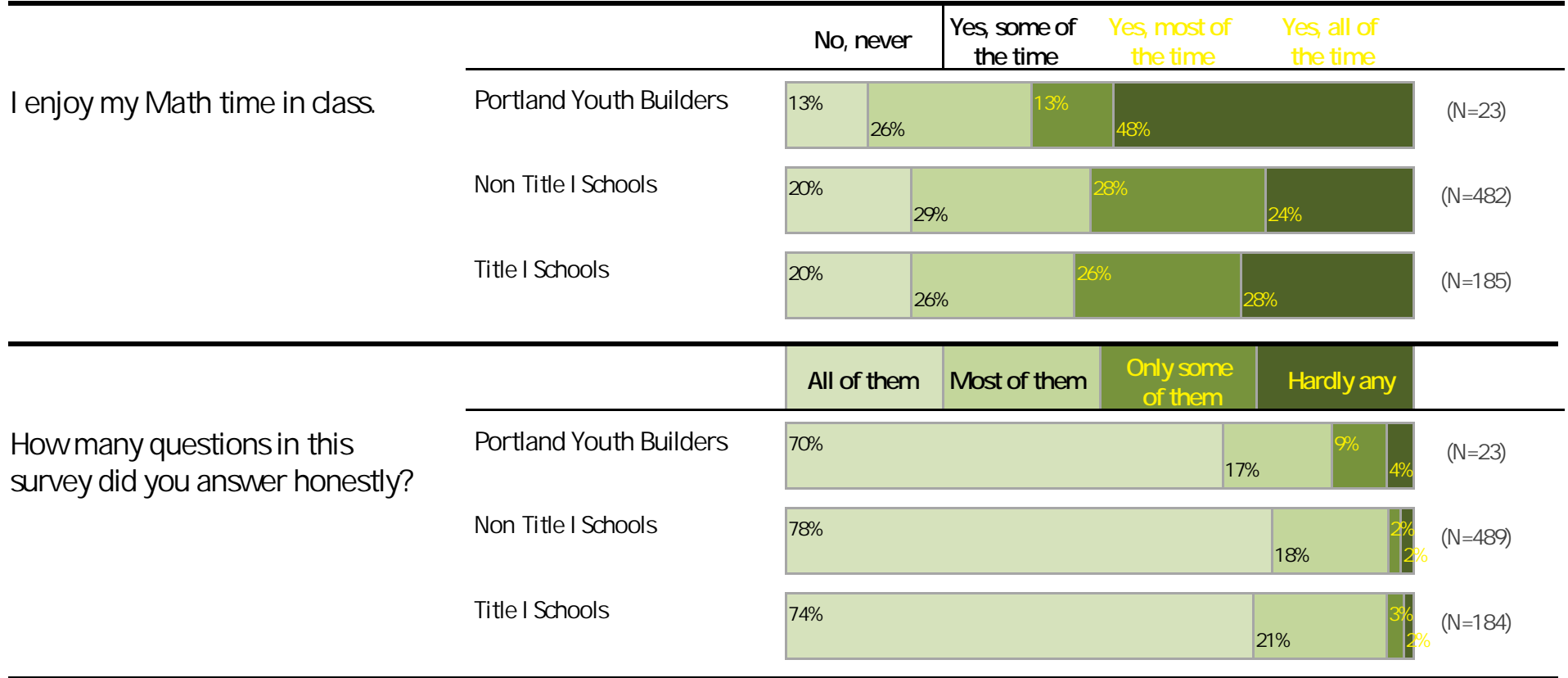


My Math teacher gives me feedback about what I need to focus on or learn next.



My Math report card grades/markings reflect what I am learning.





Portland Public Schools Successful Schools Survey

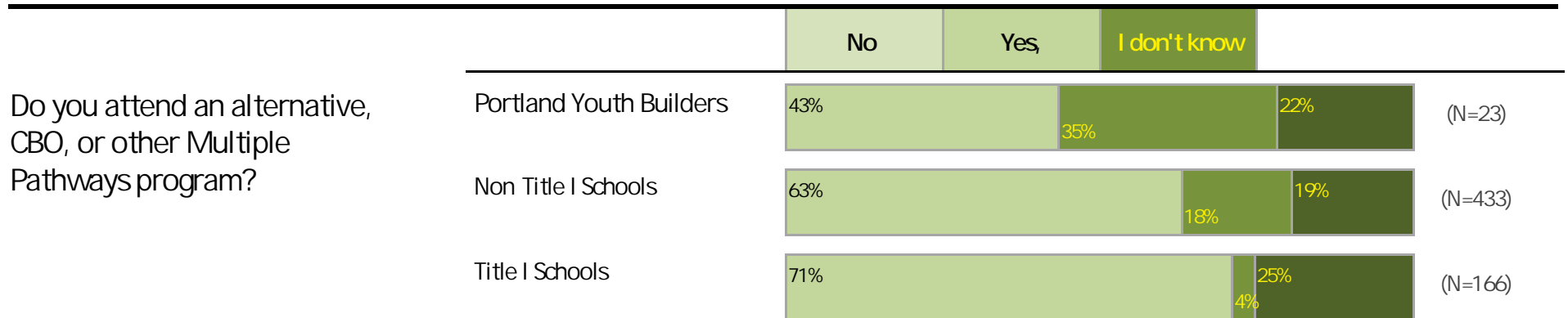
High School Student Responses 2016 17

Portland Youth Builders

If you are in an immersion program at this school please select your program (Mark all that apply):

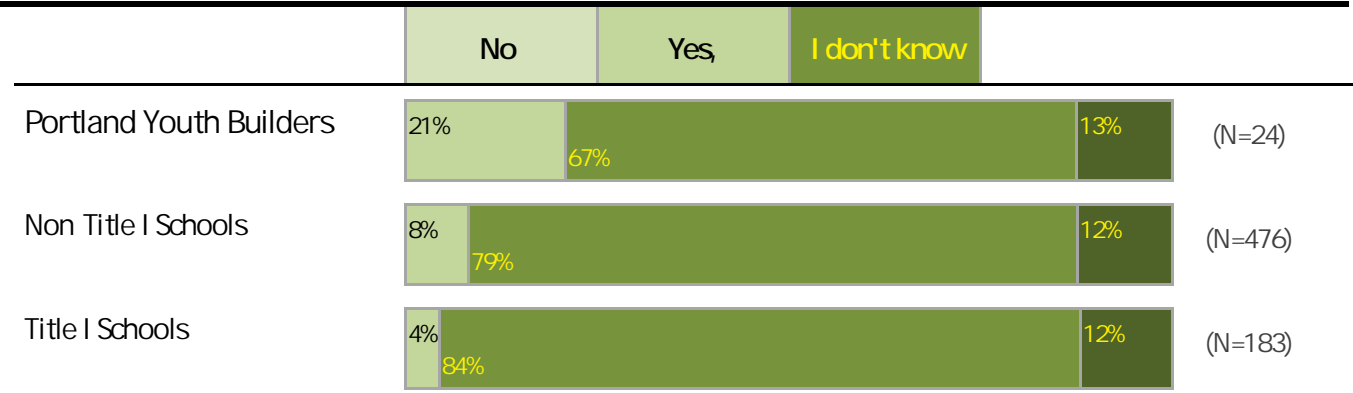
Total Students: 25

Chinese Immersion	4%
Japanese Immersion	0%
Russian Immersion	0%
Spanish Immersion	4%
Vietnamese Immersion	0%
Other	24%



Portland Public Schools Successful Schools Survey High School Student Responses 2016 17

Portland Youth Builders



How old are you?

h h o o o o
= o o k . o

h ' "

Below is a list of terms that people often use to describe their gender. How do you describe your gender?

Total Students: 25

.....

Below is a list of terms that people often use to describe their sexuality or sexual orientation. How do you describe your sexuality or sexual orientation?

Total Students: 25

Heterosexual (straight)	60%
Gay	0%
Lesbian	0%
Bisexual	8%
Queer	0%
Not sure or Questioning	4%
Decline to respond	16%
Other	8%
Blank	8%

h h o o o o
= o o k

h ' "

What races/ethnicities do you consider yourself?

Total Students: 25

African American	12%
African	4%
Burundian	0%
Eritrean	8%
Ethiopian	4%
Somali	0%
Other African	8%
Other Black	
Caribbean Islands	4%
Other Black	0%
American Indian/Alaska Native	4%
Alaska Native	4%
Burns Paiute Tribe	0%
Confederated Tribes of the Coos, Lower Umpqua & Siuslaw Indians	0%
Confederated Tribes of the Grand Ronde Community of Oregon	0%
Confederated Tribes of Siletz Indians	0%
Confederated Tribes of the Umatilla Indian Reservation	0%
Confederated Tribes of Warm Springs	4%
Coquille Indian Tribe	0%

Cow Creek Band of Umpqua Tribe of Indians	0%
Klamath Tribes	0%
Other American Indian Tribe/Nation	8%
Native/Indigenous to Canada	0%
Asian	4%
Asian Indian	0%
Burmese	0%
Cambodian	0%
Chinese	0%
Filipino	0%
Hmong	0%
Japanese	0%
Karen	0%
Korean	4%
Laotian	0%
Mien	0%
Nepali	0%
Thai	0%
Tibetan	0%
Vietnamese	0%
Other Asian	4%

h h o o o o
= o o k .

h ' "

What races/ethnicities do you consider yourself?

(Because students could select more than one category, totals will exceed 100%.)

Hispanic/ B) A } g s t o t p ic/ s

Middle Eastern/North African

Pacific Islander

Chuukese

Guamanian or Chamorro

Micronesian

Native Hawaiian

Samoan

Tongan

Other Pacific Islander

White

Romanian

.....

.....

.....

.....

h h o o o o
= o o k .

Vu er of Sur ey Respo ses y S hool

Allia e@"e so *

Allia e@U eek*

"e so

"reakthrough S hool

#le ela d

#li to S hool

De Paul