

The background features abstract, overlapping geometric shapes in various shades of blue, ranging from light to dark, creating a modern and professional aesthetic.

Child Abuse Prevention & Reporting and Adult Sexual Misconduct

Mandatory Training for PPS Volunteers

PPS is Committed to the Safety of Students

- × School employees are required to take annual child abuse prevention training (ORS 339.400).
- × As a volunteer, you should report suspected incidents of child abuse to the school principal .
- × Oregon Child Abuse Reporting Law (ORS 419B.005 to 419B.05D):
 - × All adults have the responsibility to report suspected child abuse.
 - × All school district employees are mandatory reporters, and must report if they suspect child abuse or neglect.

If a student reports abuse to you while you are
volunteering at PPS

x A

Types of Child Abuse


- x Physical Abuse
- x Child Sexual Abuse
- x Neglect
- x Emotional Abuse/Mental Injury
- x Threat of Harm


Physical Abuse


- x Physical abuse is the intended, non-accidental physical injury or cruelty to a child.
- x Physical abuse can result in any of the following:
 - x Skin injuries (bruises, swelling, scrapes, welts, burns)
 - x Fractures or sprains
 - x Internal injuries
 - x Head injuries
 - x Death

Neglect

x








PPS Employees are Mandatory Reporters

- × Any person may report incidents or suspected child abuse or neglect.
- × School personnel, day-care providers, social workers, health care workers, and law enforcement officers are all designated as mandatory reporters in Oregon.
- × Oregon state law requires mandatory reporters to notify the Department of Human Services (DHS) or a local law enforcement agency of incidents or suspected child abuse.

If you See Something, Say Something

- × A volunteer who observes signs, or becomes aware of potential child abuse should immediately report it to the school principal .
- × Under no circumstances should anyone contact a student's parent/guardian about a child abuse report.
- × Volunteers must keep all information about students strictly confidential.
- × Other Resources:

XOtheI-1 (I/MCID 47 >>BDC /CS0I)1 3s sn. ra 431009 0.4 0.675 scn /C2_0 18Tf 0 Tc 0 Tw 19.2 0 0



Adult Sexual Misconduct Mandatory Training for PPS Volunteers


Source: J. Wilson Kenney PhD, Center for Integrated Intervention,
“Adult Sexual Misconduct Response.”

Definition of Adult Sexual Misconduct

- X Any sexual activity (physical or not) directed to a student with the purpose of developing a romantic or sexual relationship.*
- X Also, sexual advances, requests for sexual favors, and other verbal or physical harassment of a sexual nature. Harassment does not have to be of a sexual nature, however, and can include offensive remarks about a person's sex/gender/orientation. **

*US Government Accountability Office (2014)

** Equal Employment Opportunity Commission



Perpetrators of Adult Sexual Misconduct Work Diligently to Hide it By:

- x Appearing above reproach
- x Developing close ties to family and school
- x Working to develop loyalty in the student
- x Claiming to be acting out of concern
- x Going on the attack

Inappropriate Behavior

- × Inappropriate touching- patting butt, backrubs, front hugs
- × Sexual comments about students
- × Showing porn or risqué content to students
- × Poor boundaries/oversharing
- × Being alone in a locked room
- × Private internet contact or “sexting”
- × Hanging out with students off school grounds in non-school based activities

So what is okay with students?

Appropriate Behavior May Include:

- × Positive reinforcement
- × Appropriate humor
- × Non-personal compliments
- × Overt and public interactions
- × Legitimate non-sexual touching: side hugs, or comforting an injured student. However, children have a right to not be touched at all, if they prefer. Respect their boundaries.

If you See Something, Say Something

x

The background of the slide features abstract, overlapping geometric shapes in various shades of blue, ranging from light to dark. These shapes are primarily located on the right side and bottom of the frame, creating a modern, layered effect against the white background.

Thank You!

- x Thank you for taking the time to review the important information in this Child Abuse & Adult Sexual Misconduct training. And, thank you for volunteering. You and all the many PPS volunteers make a positive impact on our students!
- x If you wish to provide feedback on this training or your experiences as a volunteer, please email volunteer@pps.net.